

POPULATION TRENDS

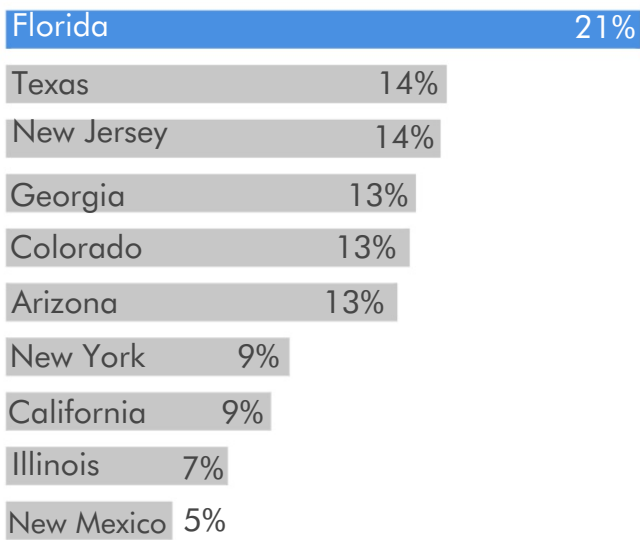


IN USA, FLORIDA AND MIAMI-DADE COUNTY
HISPANIC EDITION

TOP 10 STATES WITH LARGEST HISPANIC GROWTH

(IN STATES WITH LARGE HISPANIC POPULATIONS)

2010-2016



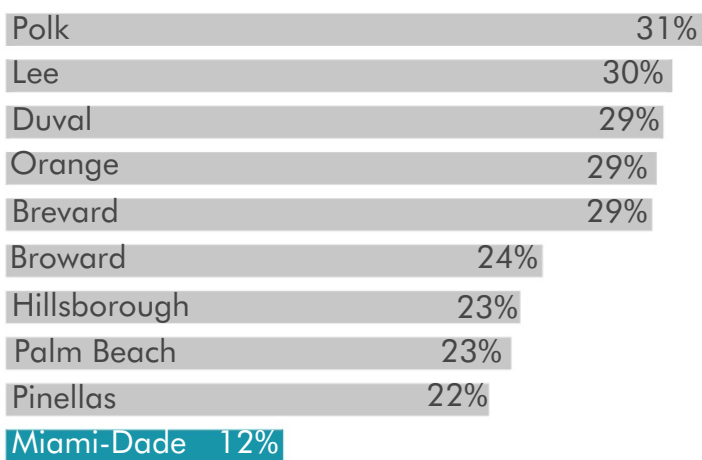
The top states with the largest share of Hispanic population are New Mexico (49%), Texas (39%) California (39%) and Arizona (31%).

Florida ranks 6th among states with the highest share of Hispanics (25%).

TOP FL. COUNTIES WITH LARGEST HISPANIC GROWTH

(IN STATES WITH LARGE HISPANIC POPULATIONS)

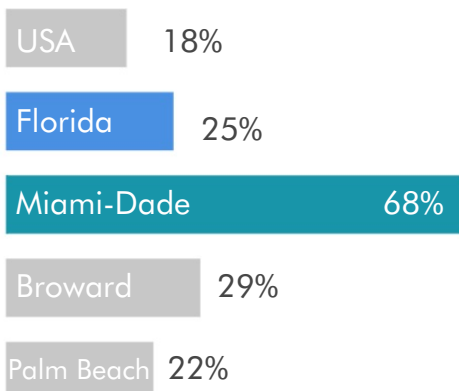
2010-2016



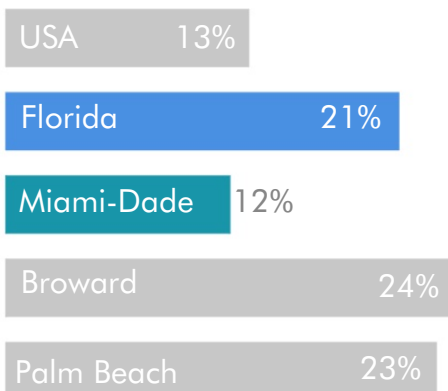
The top counties in FL with the largest share of Hispanic population are Miami-Dade (68%), Osceola county in Central Florida (52%) and Hendry (52%) and Hardee (43%) counties of South Central Florida.

SOUTH FLORIDA IN COMPARISON, 2010-2016

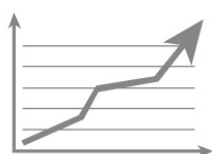
HISPANICS AS % OF POPULATION:



HISPANIC GROWTH:



In FL, the Hispanic population increased from 23% in 2010 to 25% of the total population in 2016. That represents a 21% increase over the 2010-2016 period.



Although the percent of Hispanic population is lower in Broward (29%) and Palm Beach (22%) than in Miami-Dade, these counties had a greater Hispanic population increase from 2010-2016.