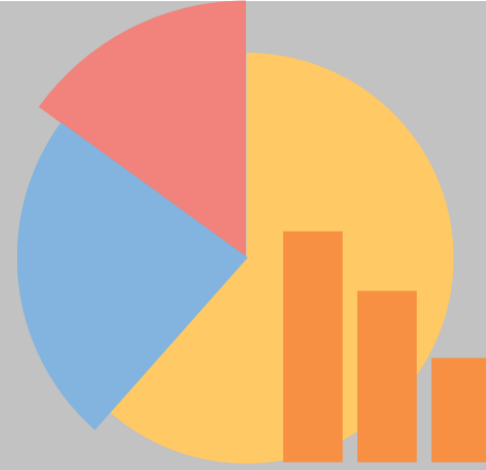


BUSINESS TRENDS*

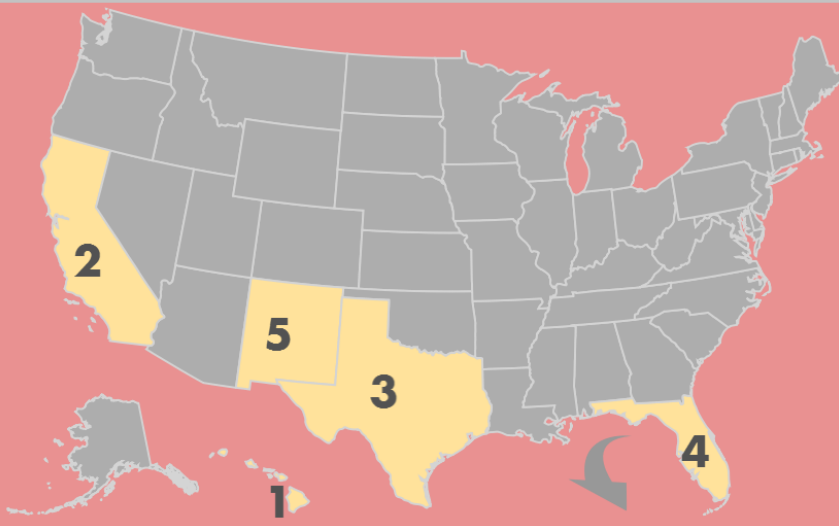
How does Florida and our Region compare to the rest of the country?



Top 5 Metropolitan Areas

with minority-owned firms

San Jose	39.4%
Miami	37.6%
Los Angeles	36.6%
Riverside	33.6%
San Francisco	31.9%



TOP 5 STATES

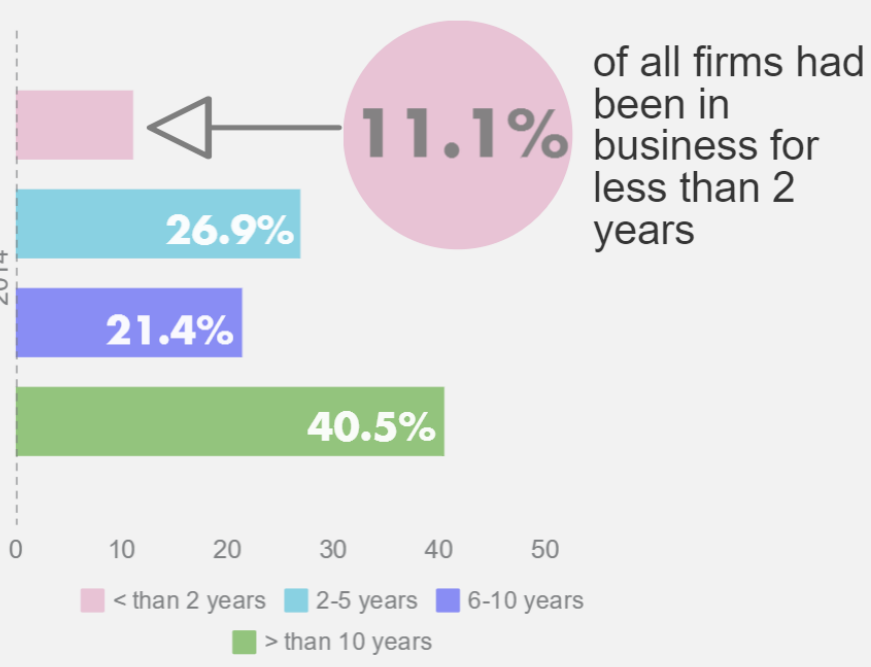
with minority-owned firms

FL was ranked 6th in '07, defeated by NM

FL was ranked 5th, following TX in '12

BUSINESS FORMATION TRENDS 2014

TOTAL FIRMS IN MIAMI: **151,322**



MINORITY-OWNED FIRMS

USA	17.5%
FL	24.3%



From '07 to '14, FL had a 21.5% increase in minority-owned firms

WOMEN-OWNED FIRMS

USA	19.4%
FL	21.5%



From '07 to '14, FL had a 19.5% increase in women-owned firms

Why it matters:

MIAMI



HIGHER EMPLOYMENT



DIVERSITY



FEMALE ENTREPRENEURSHIP

2014

23.6%

of paid employees worked in minority & women-owned firms

37.6%

of firms were minority-owned

21.6%

of firms were women-owned

2007-2014

31.6% increase

17.5% increase

25.4% increase

* Business Trends for firms with paid employees in 2014

Sources: US Census Bureau 2007, 2012, 2014