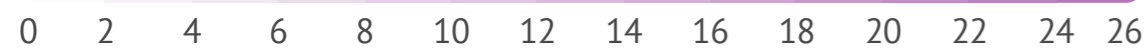
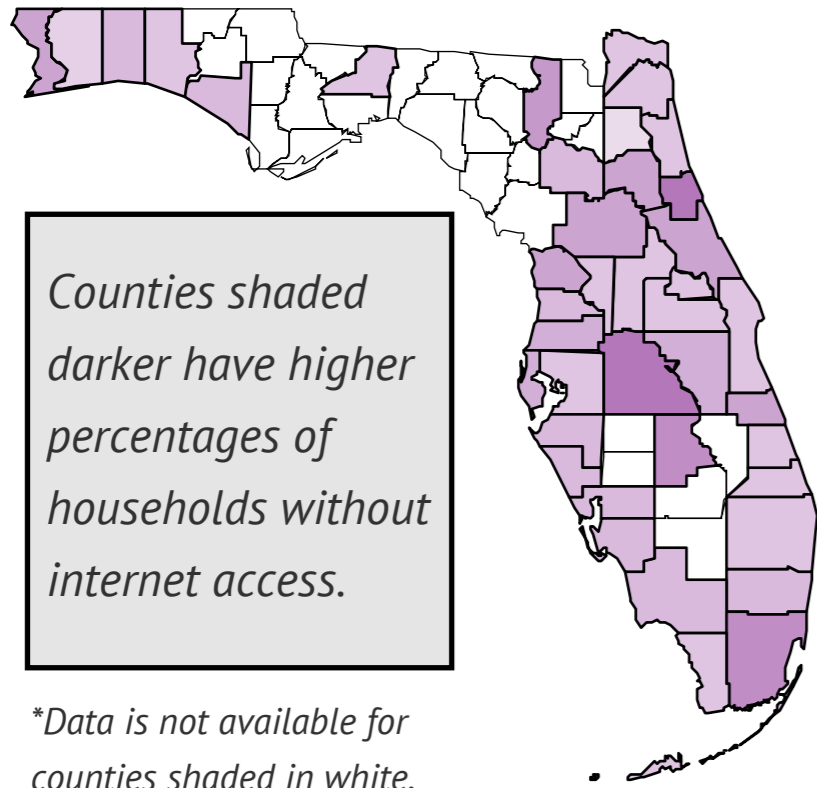


# South Florida's Digital Divide

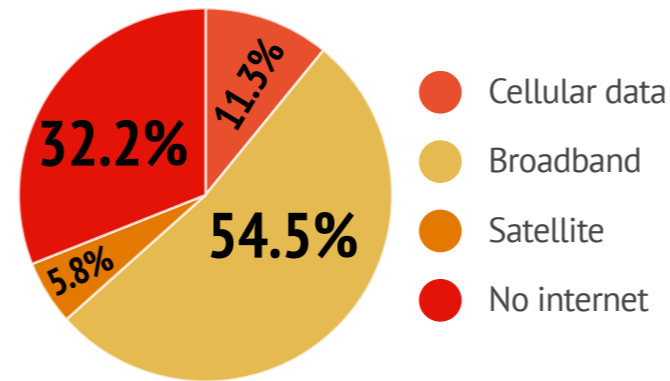
## Internet Access in Miami, FL

### COUNTIES IN FLORIDA BY HOUSEHOLD INTERNET ACCESS



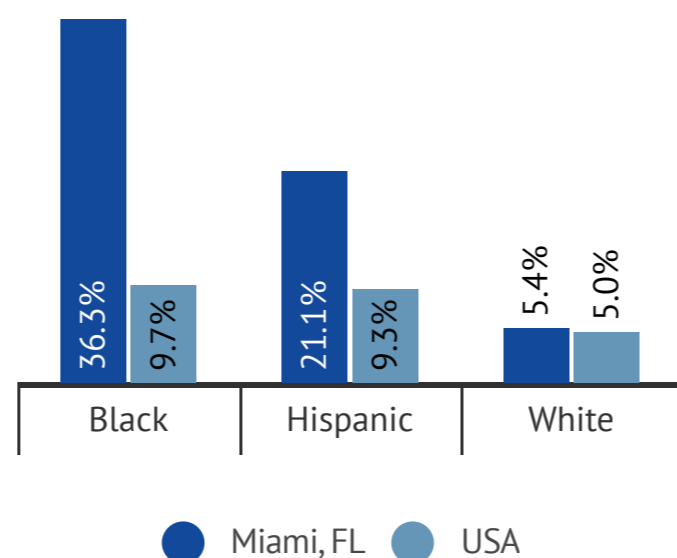
Miami-Dade has the **third highest percentage** of households without an internet subscription (**20.5%**), while the city of Miami has a significantly higher rate (**32.2%**). Of the top 5 cities in Florida by population, Miami has the largest disparity between its city-level and county-level connectivity.

### TYPE OF INTERNET ACCESS IN MIAMI

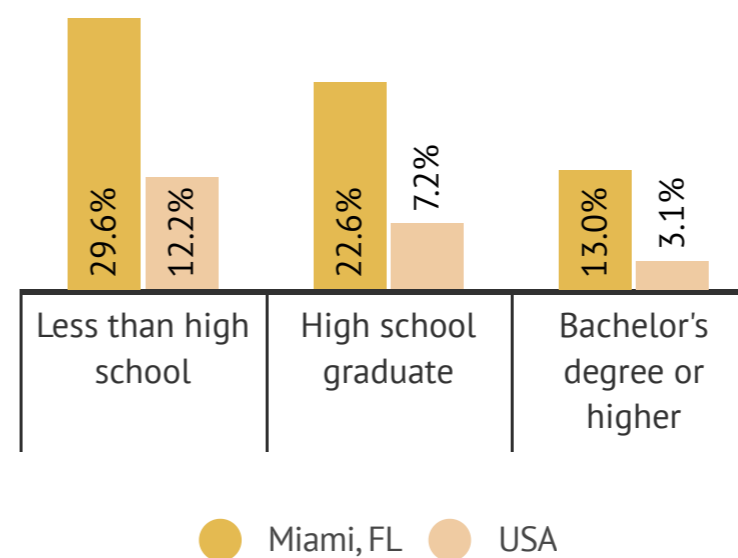


The COVID-19 pandemic has demonstrated the importance of fast home internet access for those working from home. Notably, **11.3%** rely on cellular data plans with no home internet.

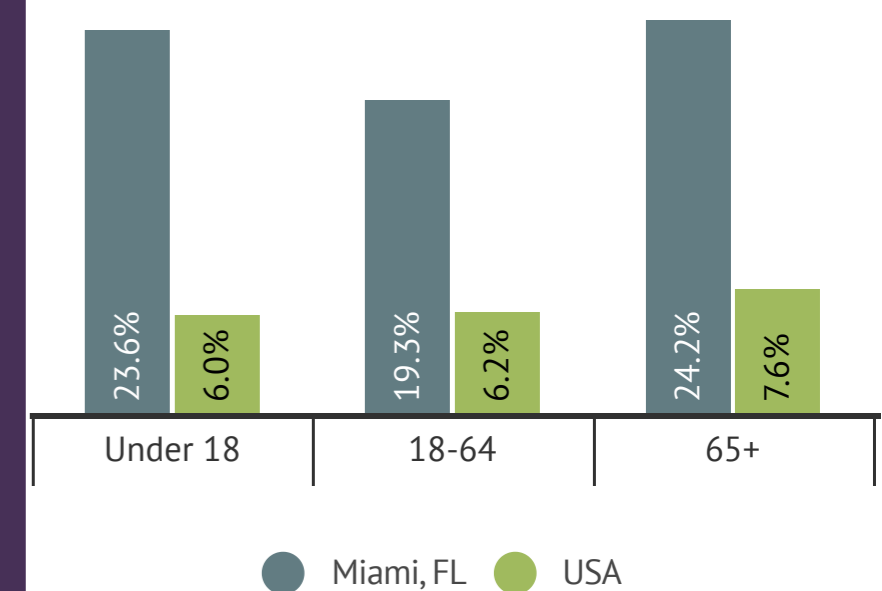
### NO INTERNET ACCESS BY RACE/ETHNICITY



### NO INTERNET ACCESS BY EDUCATIONAL ATTAINMENT



### NO INTERNET ACCESS BY AGE



### FLORIDA CITIES BY CONNECTIVITY AND INCOME

City	% of households without internet	Median household income
Jacksonville	12.0%	\$54,269
Miami	32.2%	\$41,818
Tampa	12.7%	\$54,599
Orlando	11.8%	\$51,820
St. Petersburg	12.9%	\$58,057

### CITIES IN MIAMI-DADE COUNTY BY CONNECTIVITY AND INCOME

City	% of households without internet	Median household income
Miami	32.2%	\$41,818
Hialeah	19.7%	\$38,252
Miami Gardens	25.7%	\$46,274
Miami Beach	18.5%	\$55,058
Homestead	13.6%	\$44,134

Miami has the **lowest rate of internet access** and the lowest median household income of the top 5 cities in Florida by population. When compared to its peers in Miami-Dade County, it has the lowest rate of internet access and the second-lowest median household income.

Sources: U.S. Census Bureau ACS 1-Year Estimates 2018