

Digital Divide

Exploring the "digital divide", the divide between those who have access to internet and those who do not in order to measure how "connected" areas are.

Image source: Entrepreneur.com

Top 5 Worst Connected Cities in 2015

US cities with over 50,000 households
Households with no internet access

Brownsville, TX	42%
Miami, FL	37%
Detroit, MI	36%
Laredo, TX	36%
Hialeah, FL	34%

37%

of households had no internet access

Miami jumped from #7 worst connected place to #2 from 2014 to 2015

Top 5 Best Connected Cities in 2015

US cities with over 50,000 households with an internet subscription

1. Frisco, TX
2. Bellevue, WA
3. Naperville, IL
4. Fremont, CA
5. Sunnyvale, CA

96%

of Frisco households had an internet subscription

How connected were other cities in FL in 2015?

Fort Lauderdale

17%

of households had no internet access

Miami Beach

15%

of households had no internet access

Orlando

14%

of households had no internet access

most connected city in FL

Weston

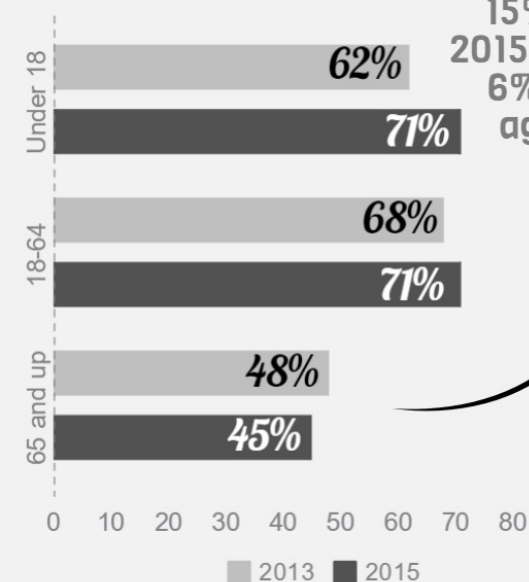
97%

of households had an internet subscription

INTERNET ACCESS BY AGE

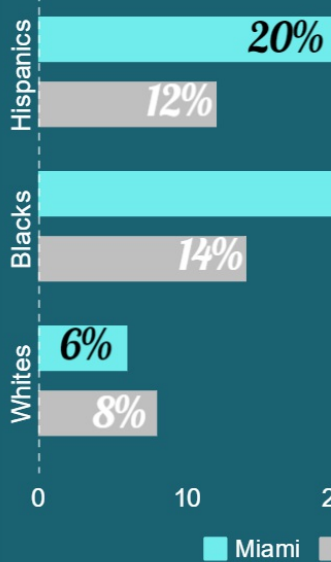
MIAMI

While internet subscription among users under 18 years of age increased by 15% from 2013 to 2015, it decreased by 6% among users aged 65 and up



BY RACE/ETHNICITY

The digital divide is greatest amongst Hispanics and Blacks



of Black households in Miami had no computer in 2015

Households with no computer in 2015

Why it matters:

The digital divide affects educational attainment and employment opportunities

Online access is increasingly required for job searches & applications, form completions, career fairs, professional development trainings and webinars and many others.

There was a 1% decrease in the number of low income households with no internet subscription from 2013 to 2015.

MIAMI

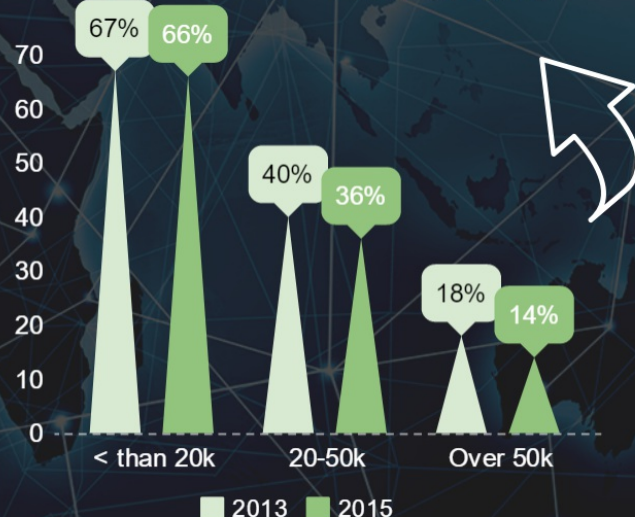
84%

VS

44%

of Bachelor's degree holders had internet subscription at home in 2015

of those with less than a H.S. degree had internet subscription at home in 2015



Households with no internet subscription

* Worst Connected Places - Places in the US with over 50,000 households.

Sources: US Census Bureau 2013, 2014, 2015

FIU Metropolitan Center
FLORIDA INTERNATIONAL UNIVERSITY