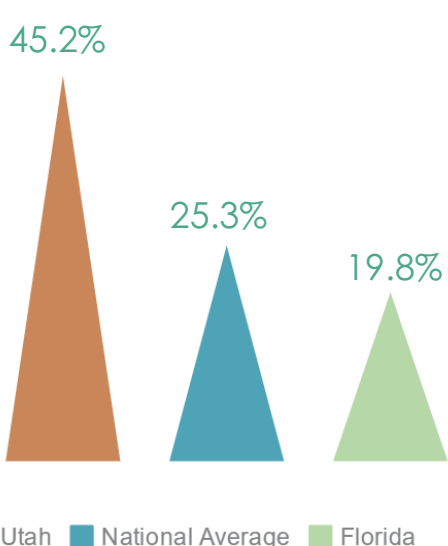


Generosity

Volunteer Rates & Charity Giving

State Volunteer Rates in 2014

Volunteer Rates



Percent of the population that volunteers.

Volunteer Hours

Utah	91.7
National Avg.	32.1
Florida	31.1

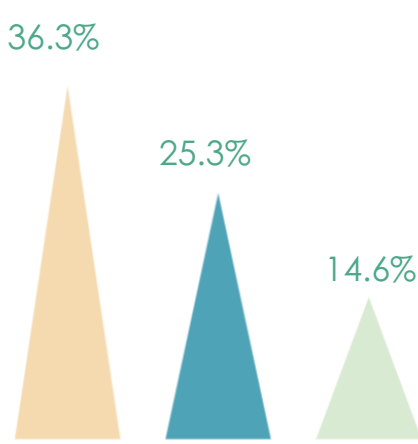
Number of hours residents volunteer in one year.

Utah ranks #1 in both volunteer rates and volunteer hours.

FL ranks 46th in volunteer rates but 26th for volunteer hours.

City Volunteer Rates in 2014

Volunteer Rates



Percent of the population that volunteers.

Volunteer Hours

Salt Lake City, UT	78
National Avg.	32.1
Miami, FL	23.3

Number of hours residents volunteer in one year.

Portland ranks #1 for volunteer rates but Salt Lake City ranks #1 for volunteer hours.

Miami ranks last with lowest volunteer rates out of 51 largest cities in the USA

Charitable Giving

Florida ranked 15th nationally in charitable

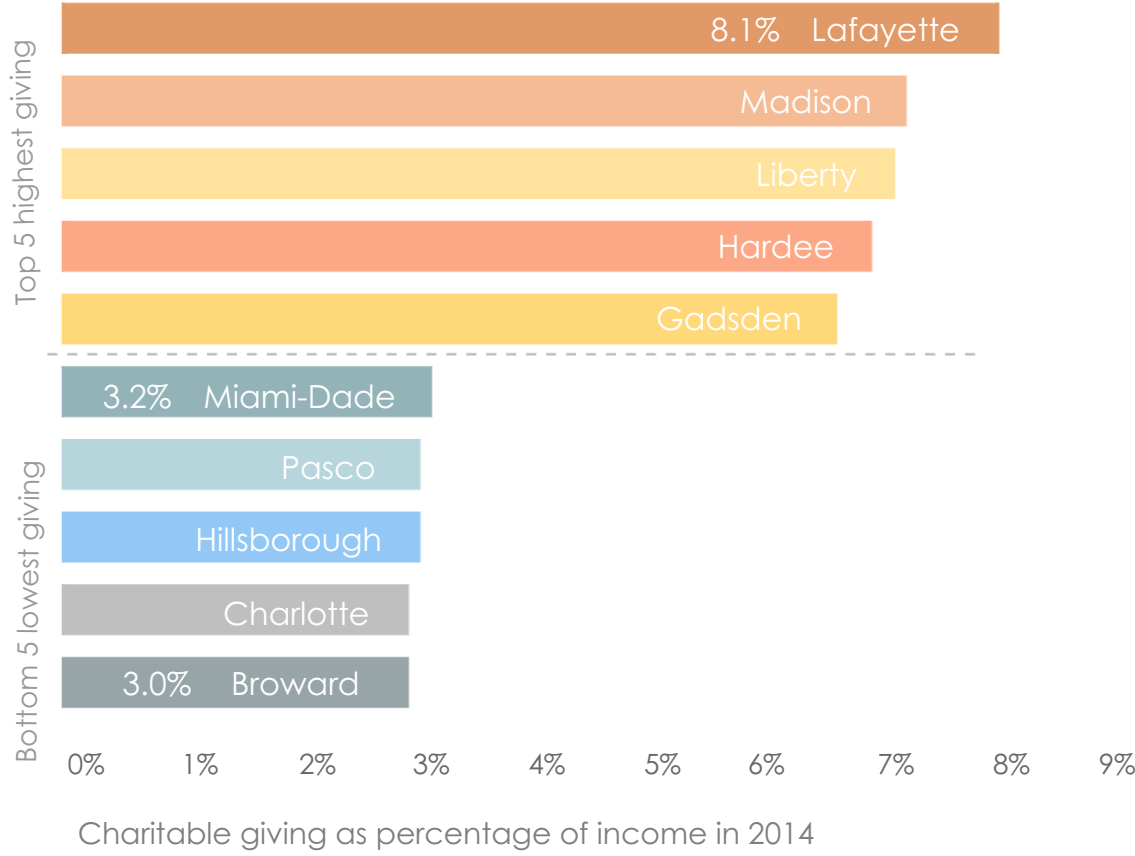
\$4,791

National Average

\$5,519

Florida

Charitable Giving by FL counties



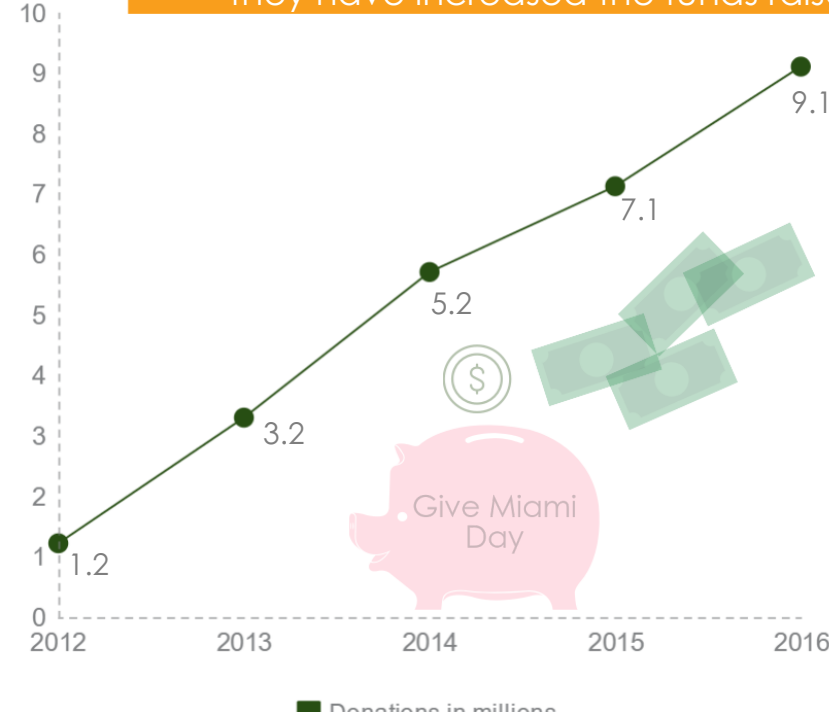
Within Miami-Dade County, the highest giving zip codes are 33154 (Bal Harbor), 33056 (Miami Gardens), 33054 (Opa-Locka).

The lowest giving zip codes are 33139 (South Beach), 33194 (Key Biscayne), 33178 (Doral), 33132 (Downtown), 33131 (Brickell).

North Florida residents donate a larger percentage of their income than any other region in the state.

Fundraising Efforts

Since The Miami Foundation established its Give Miami Day back in 2012, they have increased the funds raised in their 24 hour drive ninefold.



In 2016, the charity drive received over 29K donations, for an average gift of \$314.

While the regional Planned Parenthood had the most donations-725, the Greater Miami Jewish Federation raised the most funds-\$476,214.

*charitable contributions: Average itemized charitable contributions on Federal Tax Filings
Sources: 2014 IRS Tax Filings, Corporation for National & Community Service, The Miami Foundation