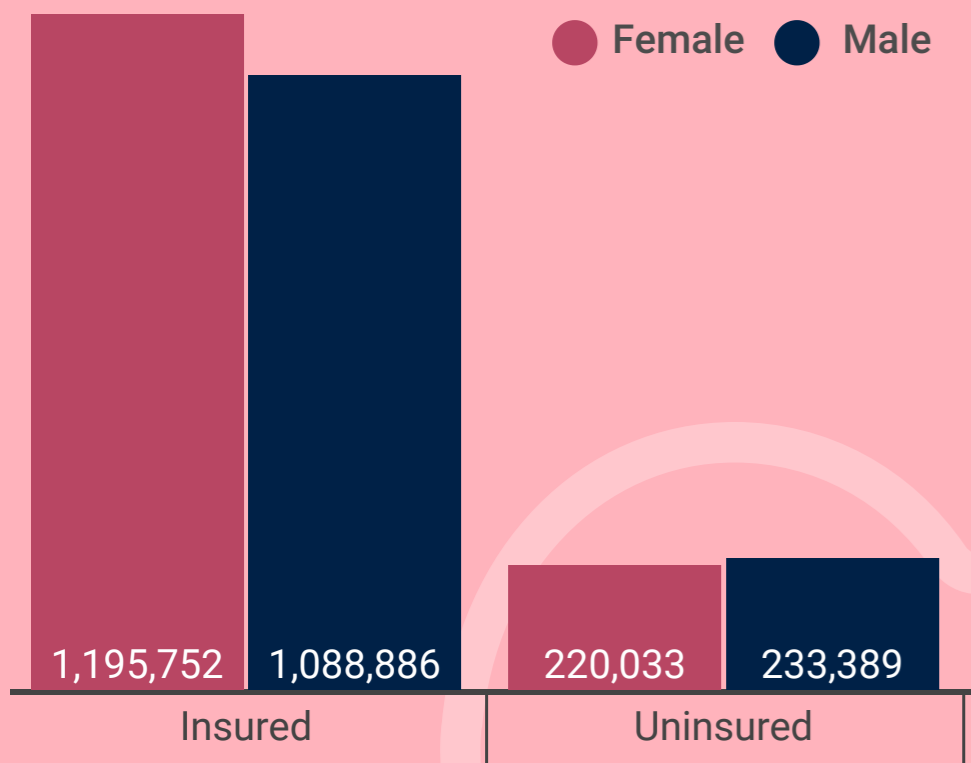


Women in Miami-Dade County Health

Insurance Coverage in Miami-Dade (2018)

While women are more likely to have health insurance and less likely to participate in risky behaviors like smoking and drinking, they are also more likely to have health concerns like disabilities, depression, cancer, and obesity.



Only 16% of women and 18% of men are uninsured in Miami-Dade in 2018, a decrease from 22% of women and 26% of men in 2017.


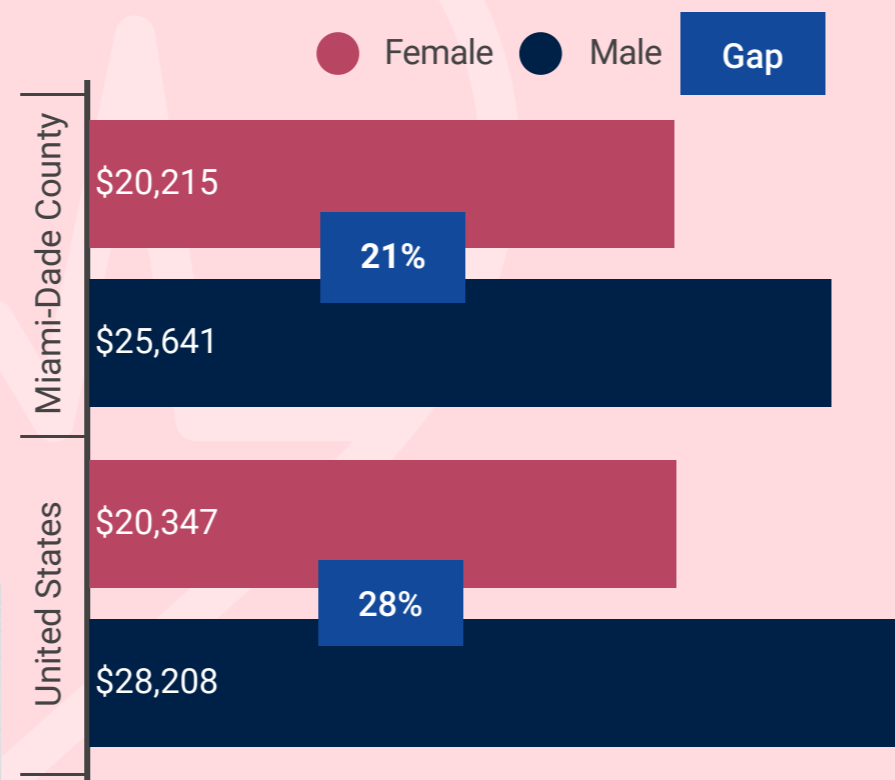
HEALTHCARE

Individuals with a Disability by Gender (2018)

	Female	%	Male	%
Total population with a disability	152,814	10.8%	123,691	9.4%
With a hearing difficulty	29,931	2.1%	29,959	2.3%
With a vision difficulty	34,466	2.4%	25,510	1.9%
With a cognitive difficulty	59,688	4.2%	56,310	4.3%
With an independent living difficulty	66,162	4.7%	42,776	3.2%
With an ambulatory difficulty	92,708	6.6%	56,982	4.3%
With a self-care difficulty	41,192	2.9%	28,621	2.2%

Median Earnings for Individuals with a Disability (2018)

Median earnings are significantly lower for individuals with a disability. Women with a disability earn less than men in the County and the U.S. with a comparable disability.



Maternal Health

Live Births (2014-2018)

Over the past five years there has been an average of 31,983 live births each year in Miami-Dade County. They make up an average of 14.4% of the total births in the State of Florida within that time period.

Infant Deaths (2018)

The rate of infant deaths per 1,000 live births decreased substantially in Miami-Dade County over the past three years, from 5.2 infant deaths in 2016 to 4.6 deaths in 2018. The rate of infant deaths in MDC was also 23.3% lower than the rate of infant deaths in Florida overall. The rate of infant deaths also differs depending on race/ethnicity. The rate of infant deaths per 1,000 live births is significantly higher among Black mothers at a rate of 10.8, compared to 3.9 for Hispanic mothers, and 3.1 for White mothers.

Maternal Health Continued

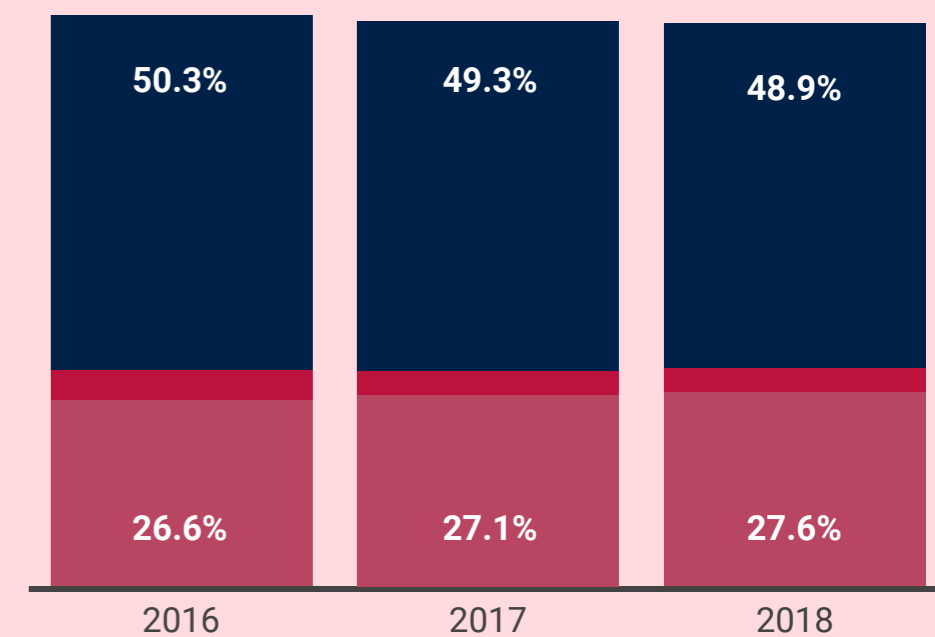
Prenatal care is a large predictor of maternal and infant health at birth. Although the number of women in Miami-Dade County receiving prenatal care in the 3rd trimester or not receiving prenatal care at all is lower than in Florida overall, it increased gradually over the last five years.

Births to Mothers with 3rd Trimester/No Prenatal Care (2014-2018)

	Miami-Dade	%	Florida	%
2014	977	3.3%	10,611	5.3%
2015	1,184	4.0%	11,127	5.5%
2016	1,159	3.9%	12,126	6.1%
2017	1,226	4.1%	13,784	6.9%
2018	1,412	4.9%	14,176	7.1%

Maternal Weight (2016-2018)

- Infant births to overweight mothers
- Infant births to underweight mothers
- Infant births to mothers with health weight



In 2018, 19.9% of births were to women who were considered obese at the time the pregnancy occurred, a 0.2% increase from 2017.