

South Florida's Nonprofit Sector

501(c)(3) Nonprofits in the Miami-Fort Lauderdale-Pompano Beach, FL MSA

PERCENTAGE OF EMPLOYEES IN THE 501(c)(3) NONPROFIT SECTOR IN MIAMI MSA



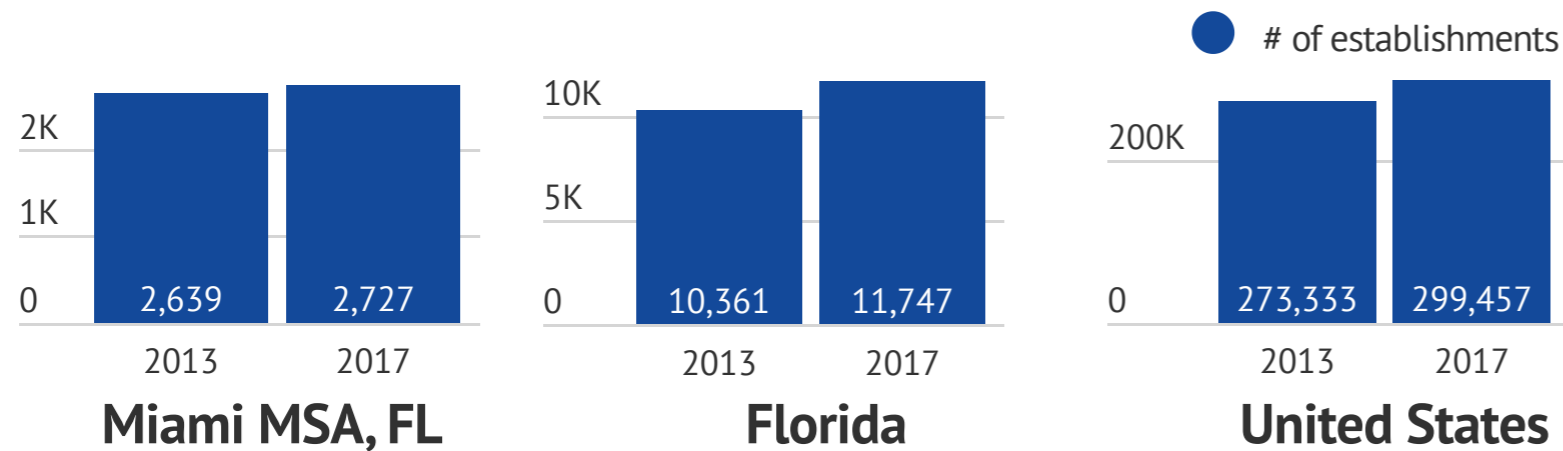
ANNUAL AVERAGE WAGES PER EMPLOYEE IN MIAMI MSA



TOTAL NUMBER OF 501(c)(3) NONPROFITS IN MIAMI MSA



NUMBER OF ESTABLISHMENTS OF 501(c)(3) ORGANIZATIONS



The Miami MSA's 501(c)(3) nonprofit sector increased its number of establishments by **3.3%** between 2013 and 2017. This rate was less than Florida (**13.4%**) and the United States (**9.6%**), although the Miami MSA's employment growth outpaced the United States.

NUMBER OF EMPLOYEES OF 501(c)(3) ORGANIZATIONS

The Miami MSA's 501(c)(3) nonprofit sector grew between 2013 and 2017, and its rate of growth in total employees (**9.4%**) was **3.3% less** than Florida's and **1.7% greater** than the United States. Florida had a **12.7%** increase in employment and the United States had a **7.7%** increase in employment.

Sources: U.S. Bureau of Labor Statistics Nonprofit Establishment Employment and Wage Estimates 2017; U.S. Census Bureau ACS 1-Year Estimates 2018; EMSI 2020

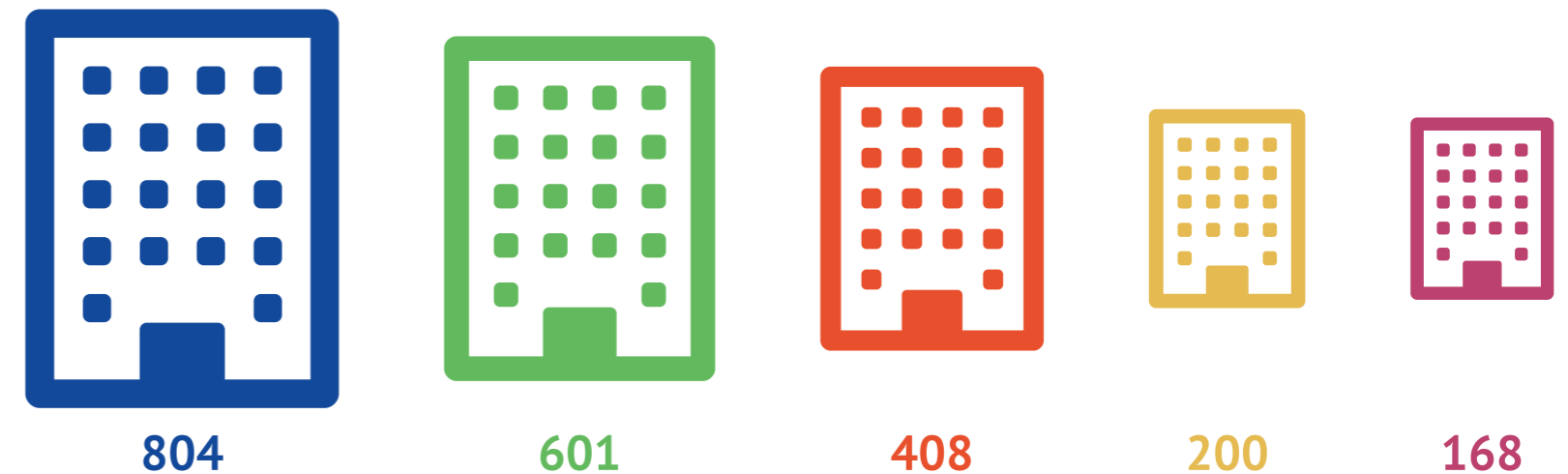


DID YOU KNOW?

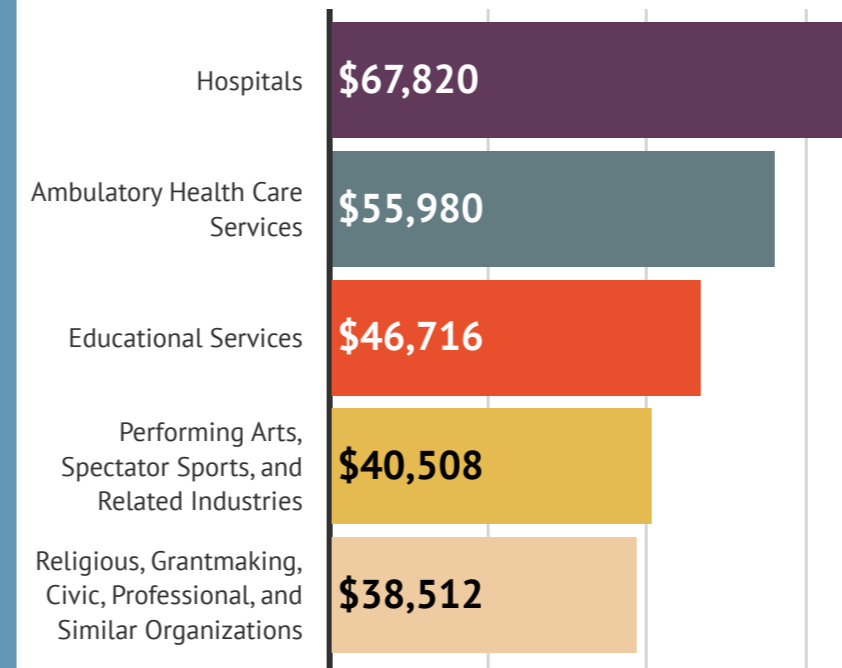
- **10%** of all employees in the United States are in the 501(c)(3) nonprofit sector
- Nearly **140,000** employees in the Miami MSA are in the 501(c)(3) nonprofit sector
- **7%** of all 501(c)(3) nonprofit employees are considered essential workers in the Miami MSA

TOP 5 NONPROFIT 501(C)(3) SUBSECTORS BY ESTABLISHMENTS IN MIAMI MSA

- Religious, Grantmaking, Civic, Professional, and Similar Organizations
- Social Assistance
- Educational Services
- Ambulatory Health Care Services
- Nursing and Residential Care Facilities



TOP 5 NONPROFIT 501(c)(3) SUBSECTORS BY WAGES IN MIAMI MSA



TOP 5 NONPROFIT 501(c)(3) SUBSECTORS BY EMPLOYMENT IN MIAMI MSA

