

**24.4%** of South Florida's  
population is Black — over  
**1.2 million people.**

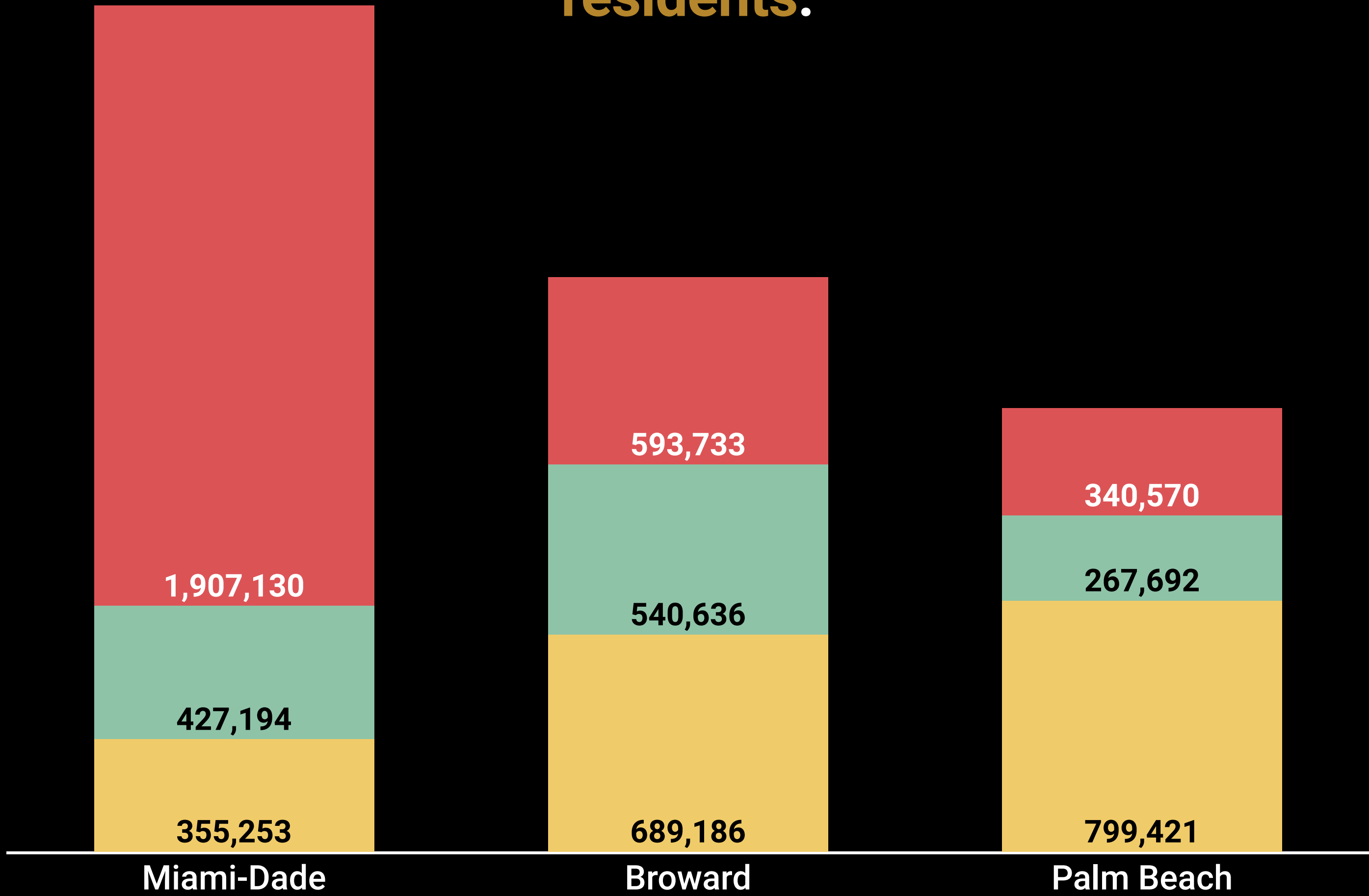
**This week, we will be using  
our platform to identify some  
of the racial disparities in our  
community.**



**Jorge M. Pérez  
Metropolitan Center**

FLORIDA INTERNATIONAL UNIVERSITY

# Broward County has the largest number of Black residents in South Florida – nearly 550,000 residents.



● White alone ● Black ● Hispanic or Latino

Source: U.S. Census Bureau ACS  
1-Year Estimates, 2018

**\$38,015**

**Black households, Miami-Dade**

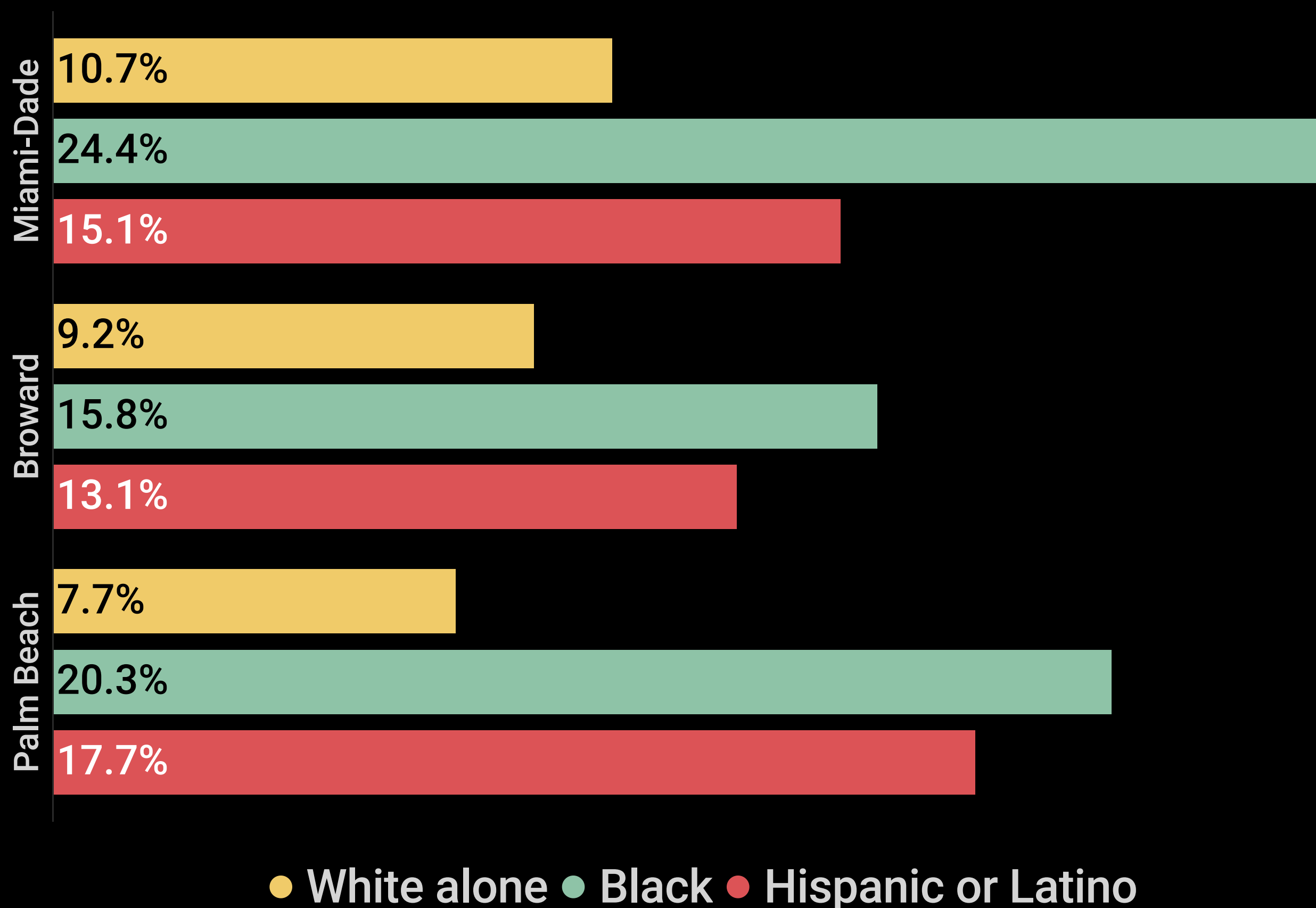
**\$56,527**

**White households, Miami-Dade**

**\$18,512**

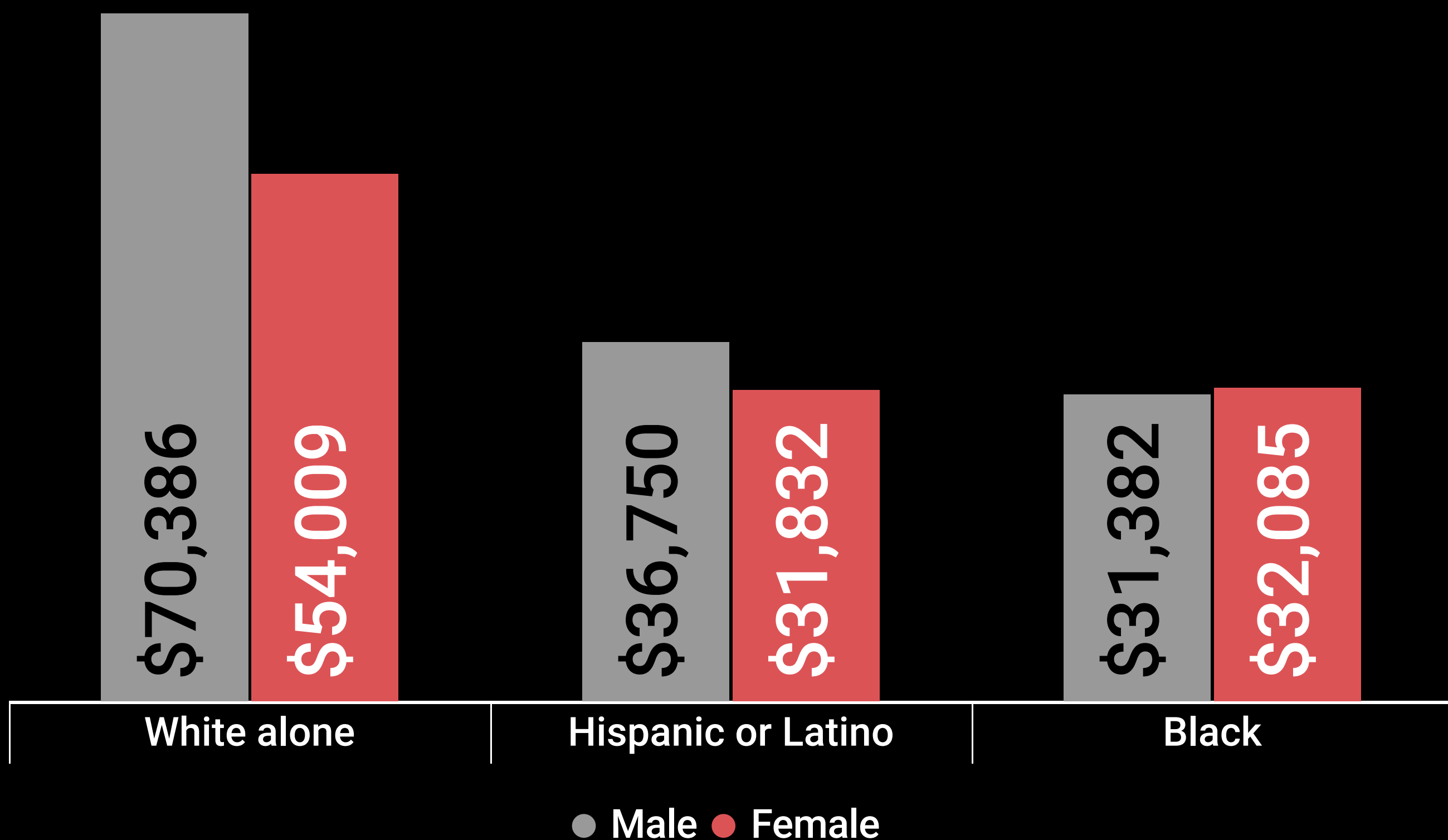
**Household income difference between white and Black households, Miami-Dade**

Across South Florida, the Black poverty rate is between **2.7%** and **9.3%** higher than the Hispanic/Latino poverty rate.



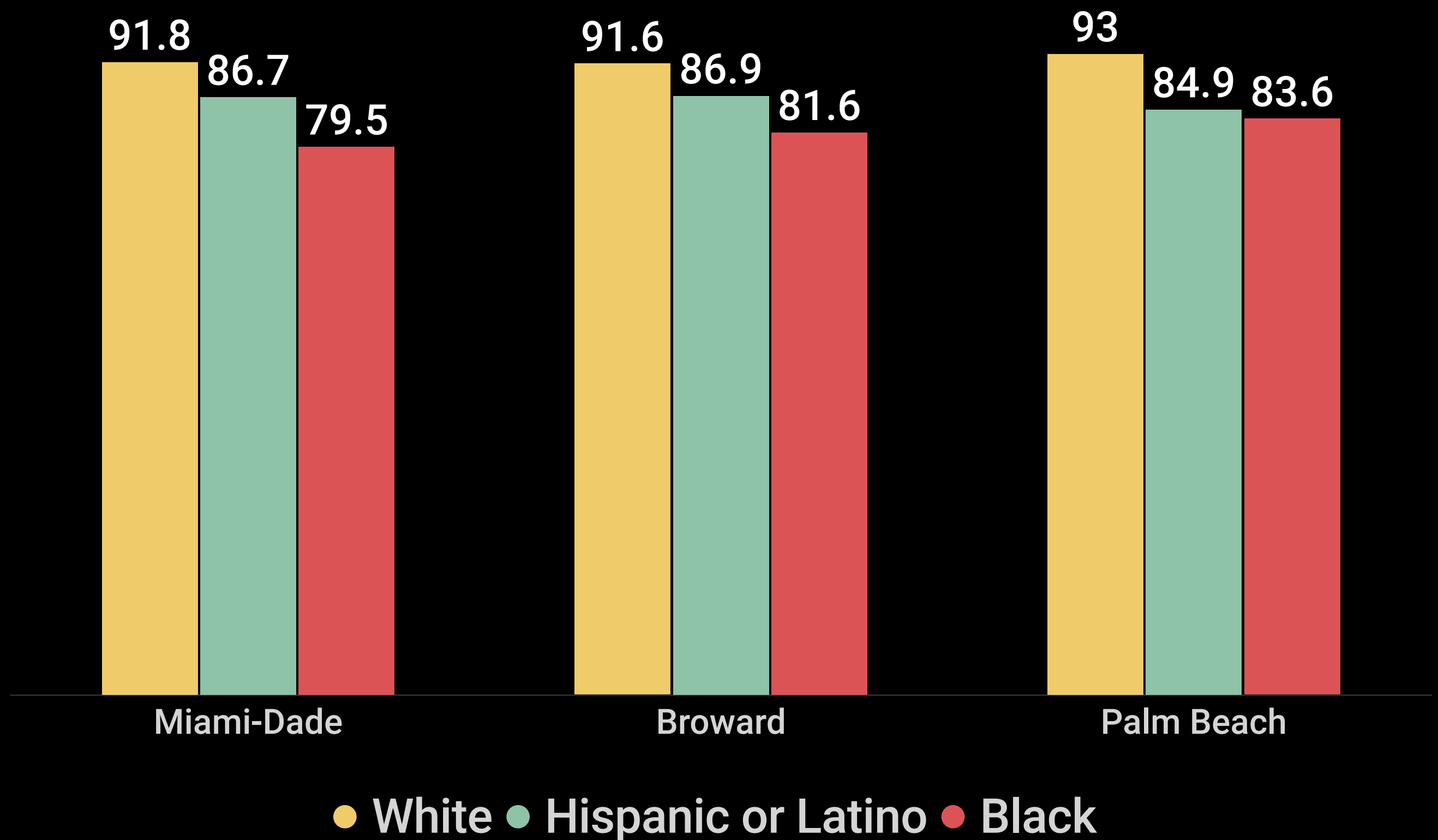
Source: U.S. Census Bureau ACS  
1-Year Estimates, 2018

**Black residents of both sexes in Miami-Dade have similar median annual incomes, though they make less than both white residents and Hispanic or Latino residents.**



Source: U.S. Census Bureau ACS  
1-Year Estimates, 2018

**Miami-Dade has the largest gap between white and Black high school graduation rates in South Florida – a **12.3%** difference. It also has the lowest Black graduation rate (**79.5%**) in the tri-county area.**



Source: FL DOE Florida's High School  
Cohort 2018-19 Graduation Rate



FLORIDA INTERNATIONAL UNIVERSITY

Jorge M. Pérez  
Metropolitan Center

In Florida, **1 in 6,750** Black residents have died from COVID-19. In comparison, **1 in 10,000** white residents have died from COVID-19.

Deaths per 100,000 people (Florida)



In Florida, **1 in 6,750** Black residents have died from COVID-19. In comparison, **1 in 10,000** white residents have died from COVID-19.

Unemployment Rate in the US





**In the 2015 National Survey on Drug Use and Health, about 17 million whites and 4 million African Americans reported having used an illicit drug within the last month.**

**African Americans and whites use drugs at similar rates, but the imprisonment rate of African Americans for drug charges is almost 6 times that of whites.**

**African Americans represent 12.5% of illicit drug users, but 29% of those arrested for drug offenses and 33% of those incarcerated in state facilities for drug offenses.**



**1 in 92**

**Black residents arrested for drug/narcotics in Miami-Dade in 2018**



**1 in 363**

**White residents arrested for drug/narcotics in Miami-Dade in 2018**

**\*Arrest data is not available by ethnicity, including Hispanic/Latino**

While **about 18%** of Miami-Dade's population is Black — they represented **over 42%** of all adult arrests in the county in 2018.

**There is a disproportionate arrest rate of juvenile Black residents in Miami-Dade. 16 in 100 Black residents aged 15-17 were arrested in 2018, but only 4 in 100 Hispanic/Latino residents and 2 in 100 white residents were arrested.**

# Miami-Dade Juvenile Arrests by Race/Ethnicity

White juvenile arrests in Miami-Dade, age 15-17:



Hispanic/Latino juvenile arrests in Miami-Dade, age 15-17:



Black juvenile arrests in Miami-Dade, age 15-17:



A disproportionate number of inmates in the state of Florida are Black, **47%**, though Black residents make up just **16.9%** of the total population.

