

# STATE OF BLACK, HISPANIC, & IMMIGRANT BROWARD

An Initiative to Advance Equity and Support

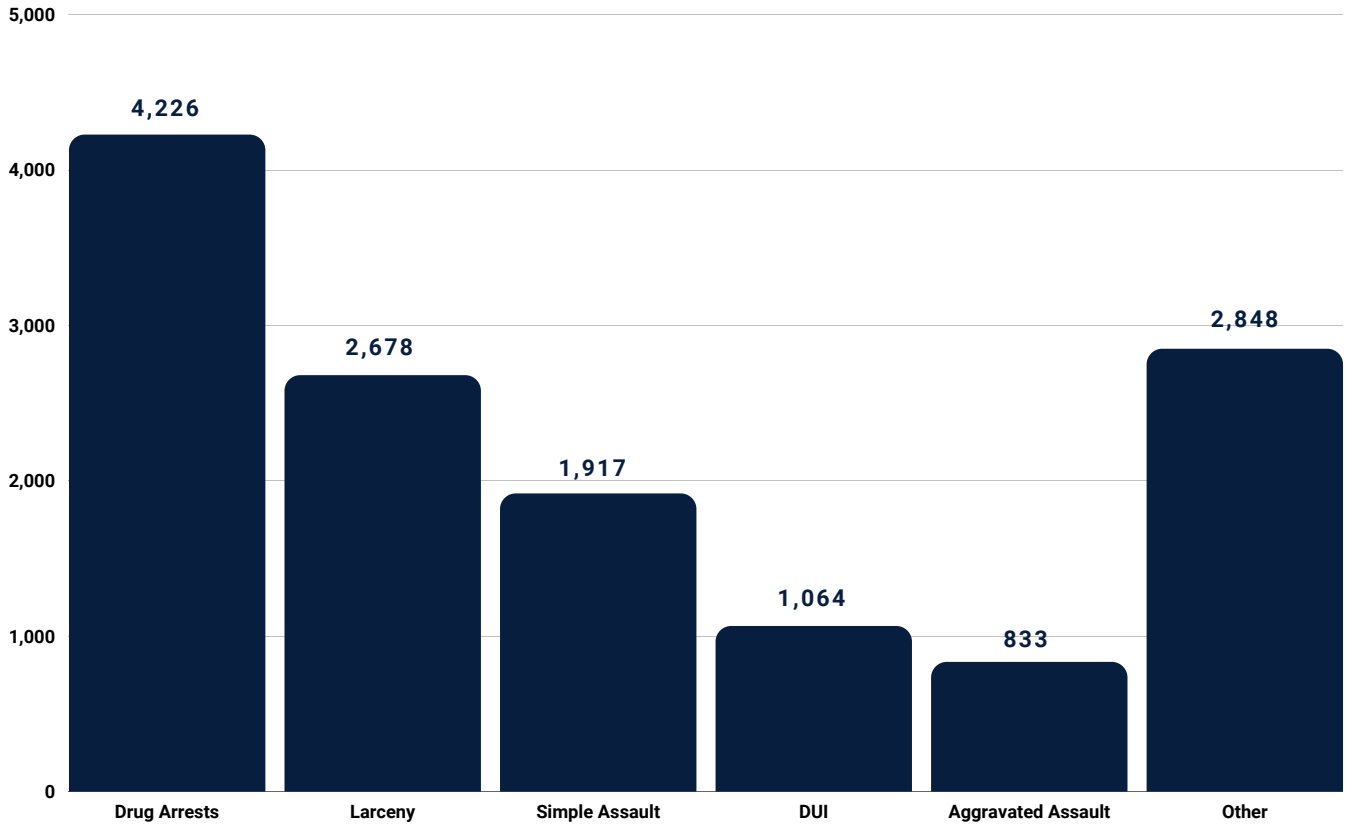
In partnership with the **Urban League of Broward County and Hispanic Unity of Florida, FIUs Jorge M. Pérez Metropolitan Center** launched "The State of Black Broward" and "The State of Hispanic and Immigrant Broward" to address a range of economic and social issues impacting these communities in Broward County.

## CRIMINAL JUSTICE AND SAFETY

According to the 2019-2020 crime data report released by the Florida Department of Law Enforcement, Broward County's overall crime rate decreased **13.5%** in the past year.


**Despite the decrease, minorities are still severely disproportionately affected by the criminal justice system.**

### Broward County Crime Activity by Type:



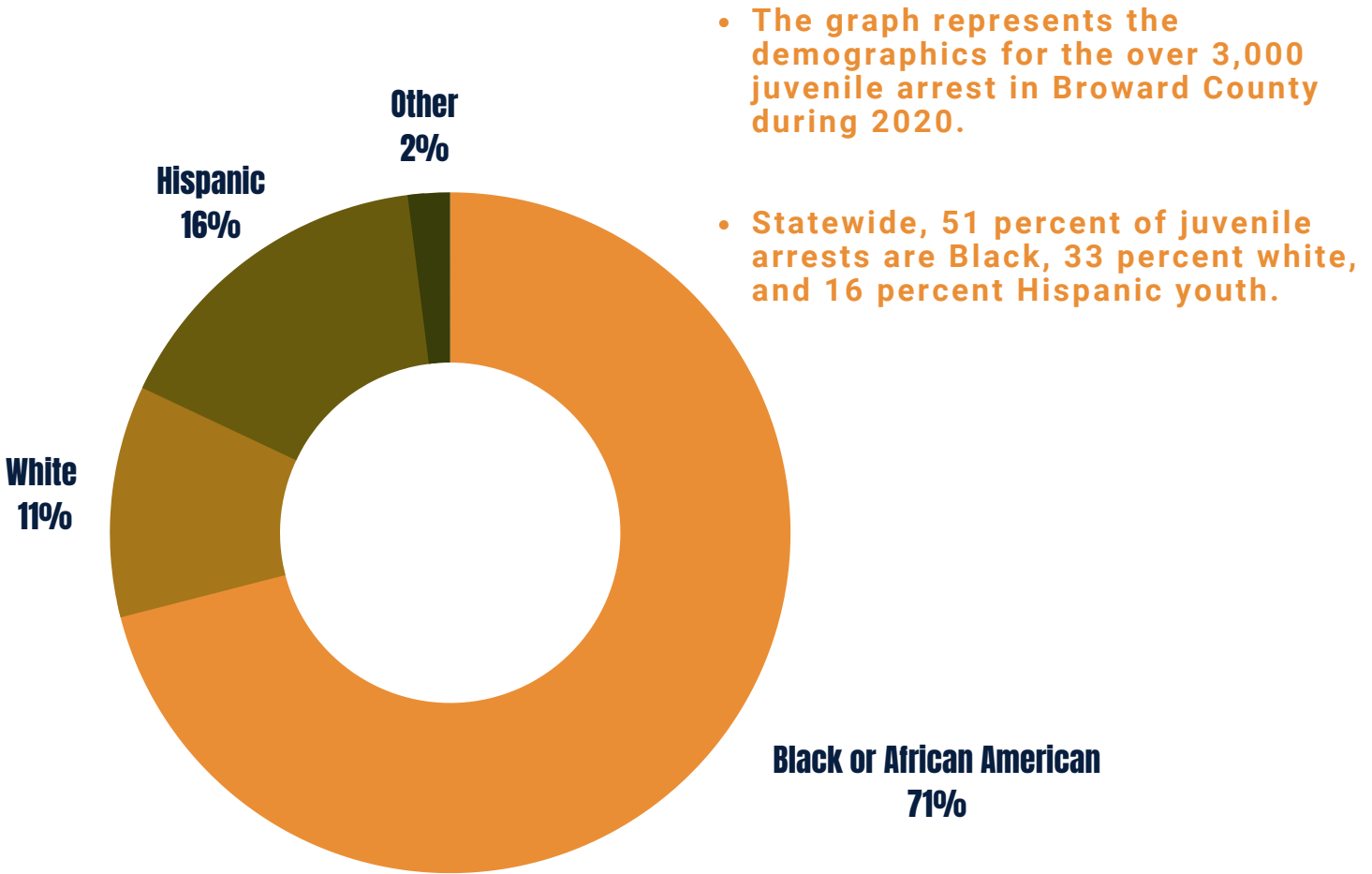
Juvenile arrests were down 61 percent in Broward County from 2015 due in a large part to the COVID-19 pandemic. Juvenile intake arrests were down 54 percent statewide from 2015 to 2020.

However, the rates of juvenile arrests in Broward County by race show a significant disparity between White and Black.



Blacks & Latinos together comprise 30% of the general population, but 58% of the prison population

## Broward County Juvenile Delinquency Profile



Source: FIU Jorge M. Pérez, Metropolitan Center, Hispanic Unity of Florida, and the Urban League of Broward County (2022). State of Black Broward; An Initiative to Advance Equity and Support. U.S. Census, 2019 ACS 5-Year Estimates. FL Dept. of Law Enforcement - Uniform Crime Reports