

2015 Economy, Part 2

INCOME INEQUALITY



GINI: INEQUALITY ON THE RISE

0 = Perfect Equality in income distribution
1 = Maximum inequality (1 household has all the income)

USA



Ranks 3rd among developed countries with highest GINI after Mexico and Chile.

*Rankings by OECD

FL



Fifth state with highest GINI

MIAMI-DADE COUNTY

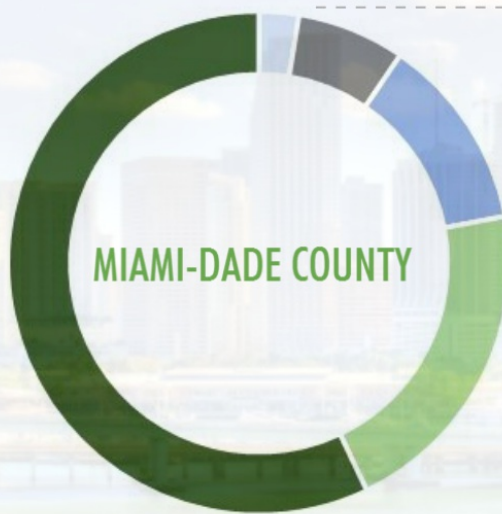


Ranks 12th among all counties in income inequality and 5th among counties with population over 500,000

WEALTH INEQUALITY

Shares of 2015 county aggregate income

57.1%
In 2015, the highest quintile had 57.1% of the county's entire wealth

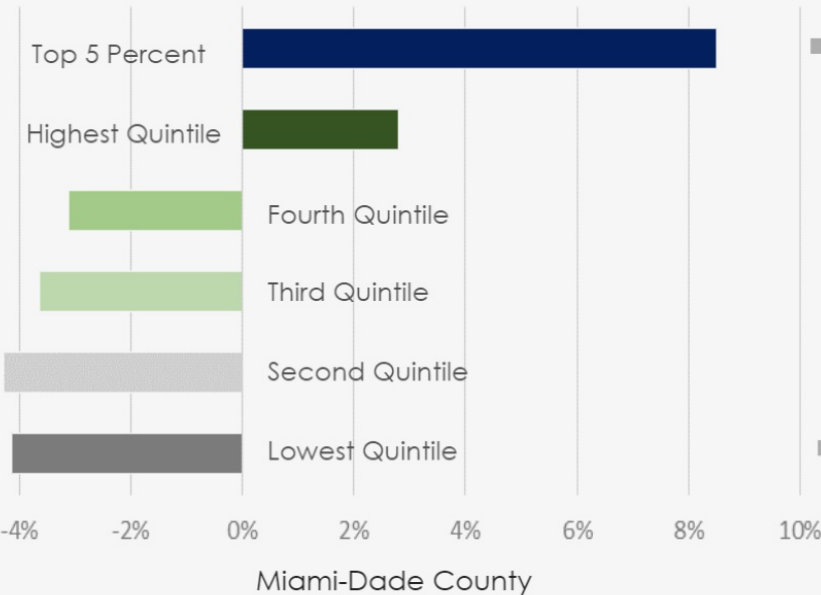


2.6%
The lowest quintile had a mere 2.6% of the county's share.

■ Lowest Quintile ■ Second Quintile ■ Third Quintile
■ Fourth Quintile ■ Highest Quintile

WEALTH INEQUALITY ON THE RISE

% change in share of aggregate income from '14-'15



In just one year, the top 5 percent's share of aggregate income increased by 8.5%

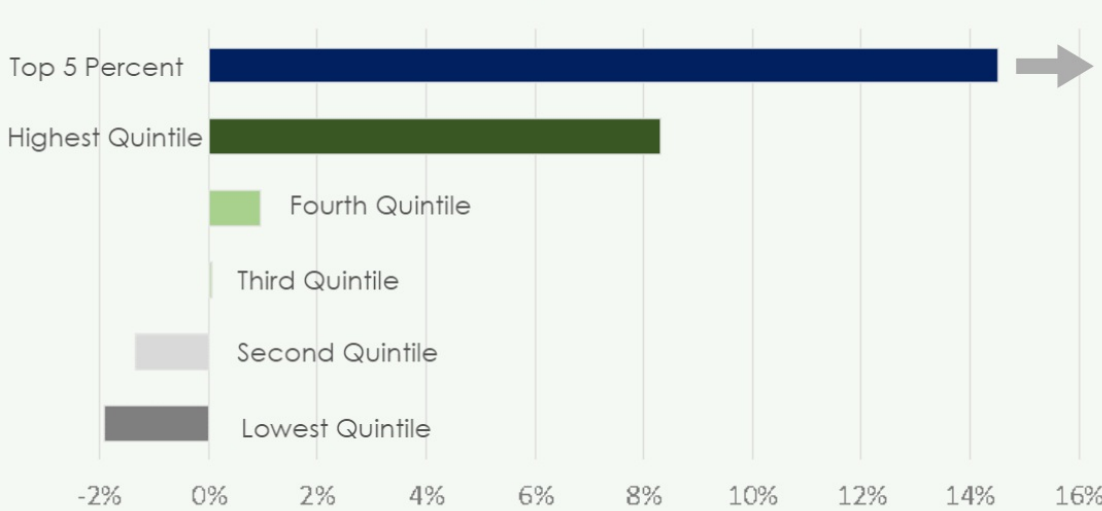
VS.



The lowest quintile's share of aggregate income decreased by 4.1%

Why it matters:

% change from '14-'15 of mean household income



Improvements in income have been disproportionately concentrated in the upper income households

Miami-Dade County
*CPI- Inflation Adjusted Numbers



As income rose from '14-'15, so did the GINI.

Sources: US Census American Community Survey 2006 - 2015, OECD Society at a Glance 2016 report
Photo sources: therealdeal.com