



# *Veterans in Miami-Dade County*



# A panorama of Veterans



**2%**

Of Miami-Dade County inhabitants are veterans



**23%**

Veterans between 65-74 years old.



**17%**

Decrease in veterans from 2015 to 2020



**27%**

Veterans in the 35-54 age group



**91%**

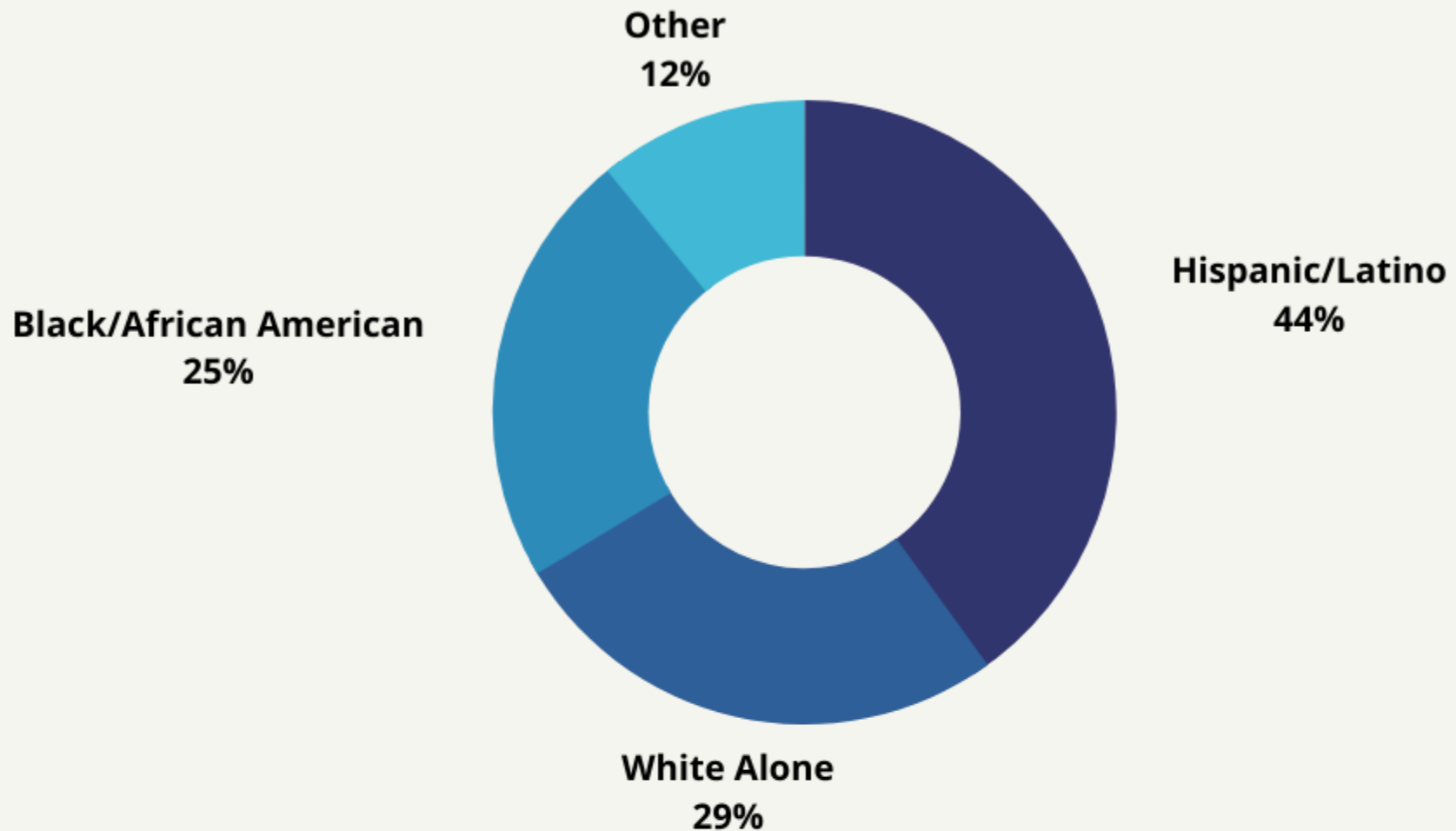
Veterans were men in 2020.



**26%**

Veterans Served during the Gulf War (9/2001 or after)

# Veteran Racial/Ethnic profile



**Black/African American veterans decreased 1% since 2019**



**Since 2015, there was a 9% increase in veterans who identify as Hispanic/Latino**



**11% decrease in White, Non-Hispanic veterans since 2015**



**In 2020 there was an 8% increase of veterans of Other races/ethnicities (Including AAPI, Alaskan and Native Americans, and people who indentify with more than one race)**

# Veteran Educational Attainment

Less than high school graduate

7.4%

Bachelor's degree or higher  
35.3%



GED or Equivalent  
23.9%

Some college or associate's degree

33.4%



**Declining veteran population in the county reflects an overall 16% decrease in educational attainment since 2015**



**69% of the veterans in the county have some college, associate, or Bachelor's degrees or higher education**

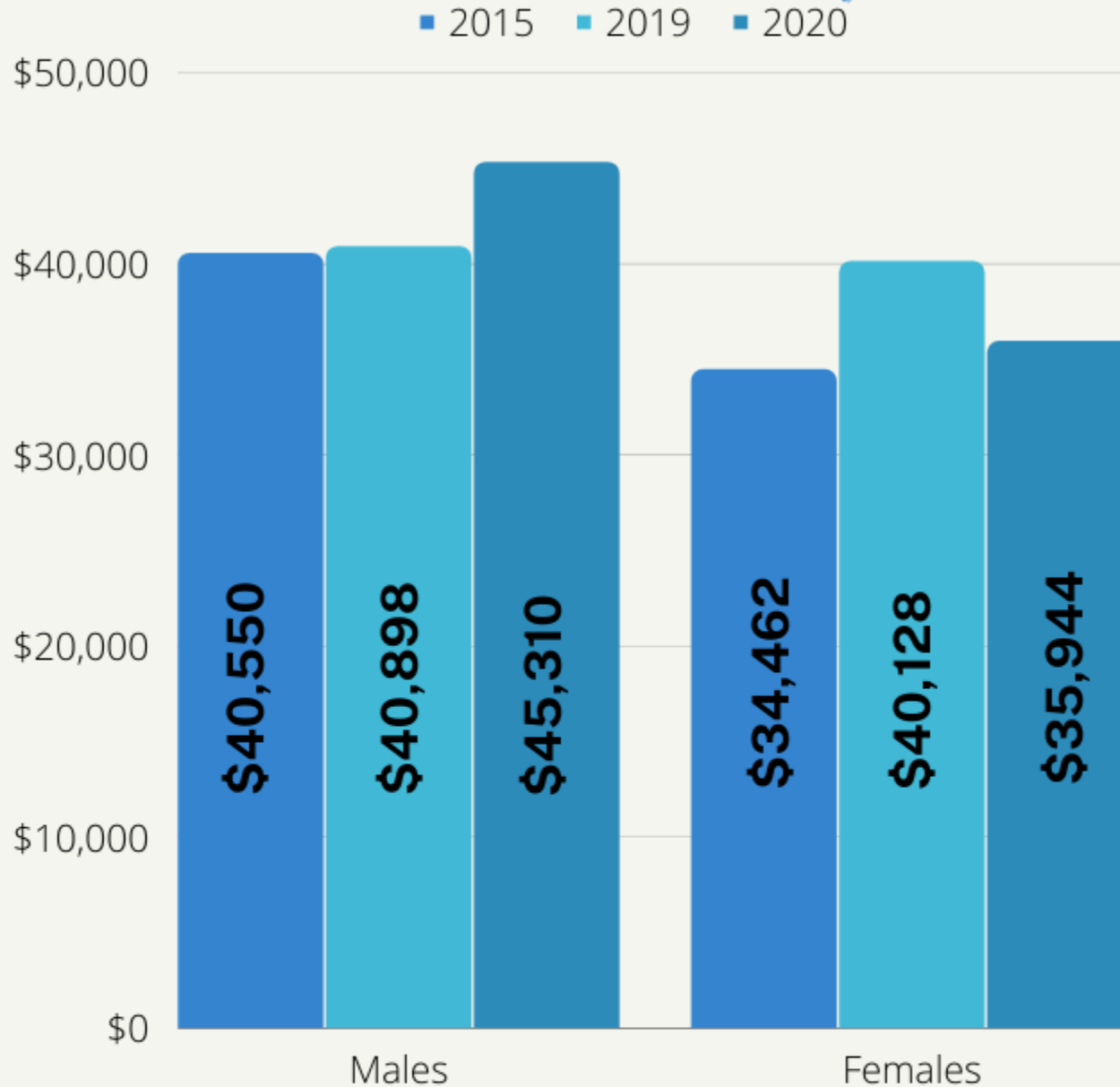


**The proportion of veterans with less than high school education increased 1.4% since 2015**



**Since 2015 there was a 4.35% increase in veterans with Bachelor's degrees or higher and a 3.64% decrease in veterans with some college/associate's degrees**

# Veteran Median Income, 2015-2020



**Since 2015, veteran median income increased 11.7% for men and 4.3% for women.**

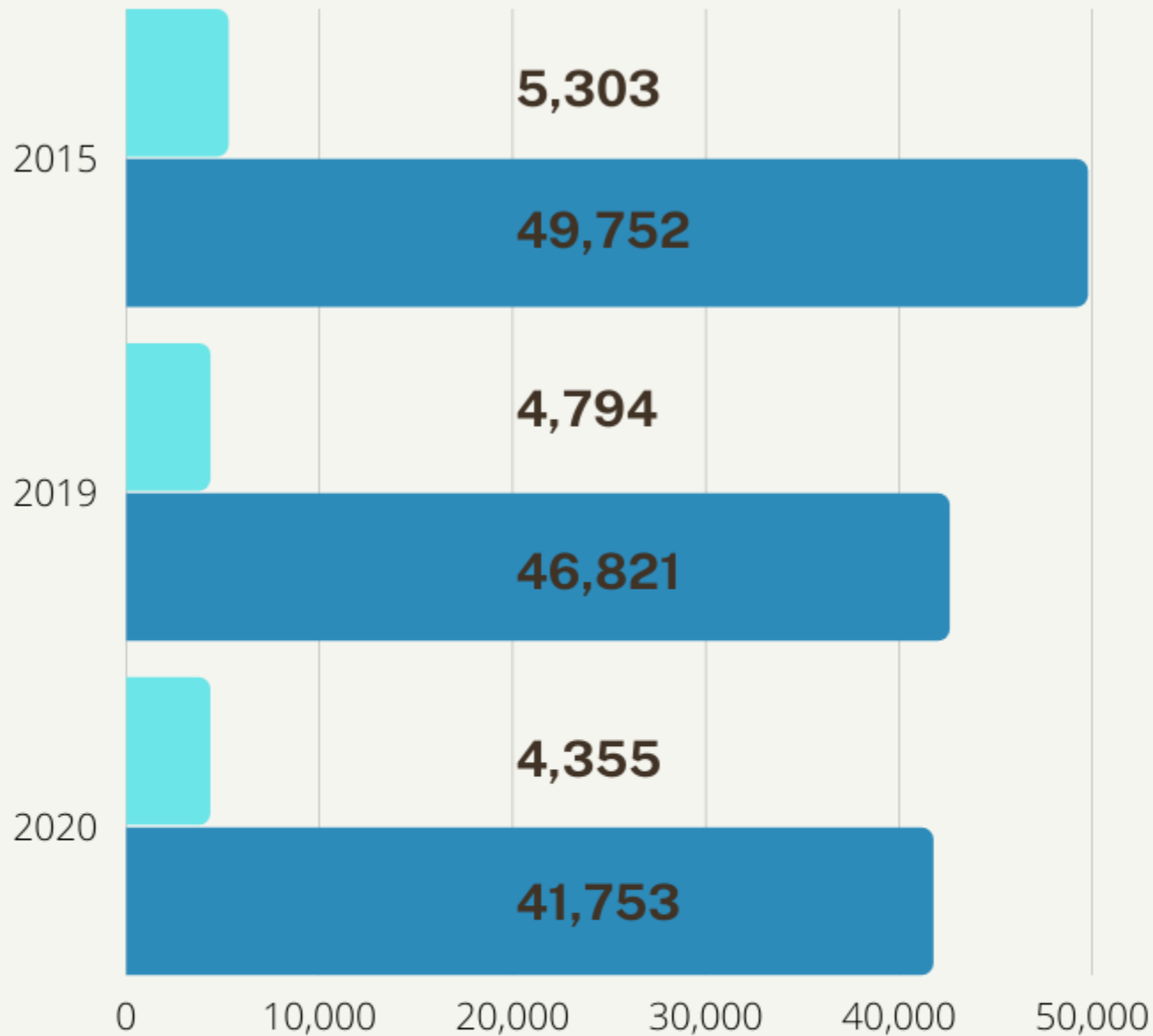


**The income gap between men and women grew by 5.66% since 2015. In 2020 alone, male veterans earned around 21% more than female veterans.**

*Source: U.S. Census Bureau 2020 American Community Survey. According to this source, the per capita veteran Median Income in Miami-Dade County was \$40,627*

# Veteran Poverty in MDC

■ Below Poverty ■ Above Poverty

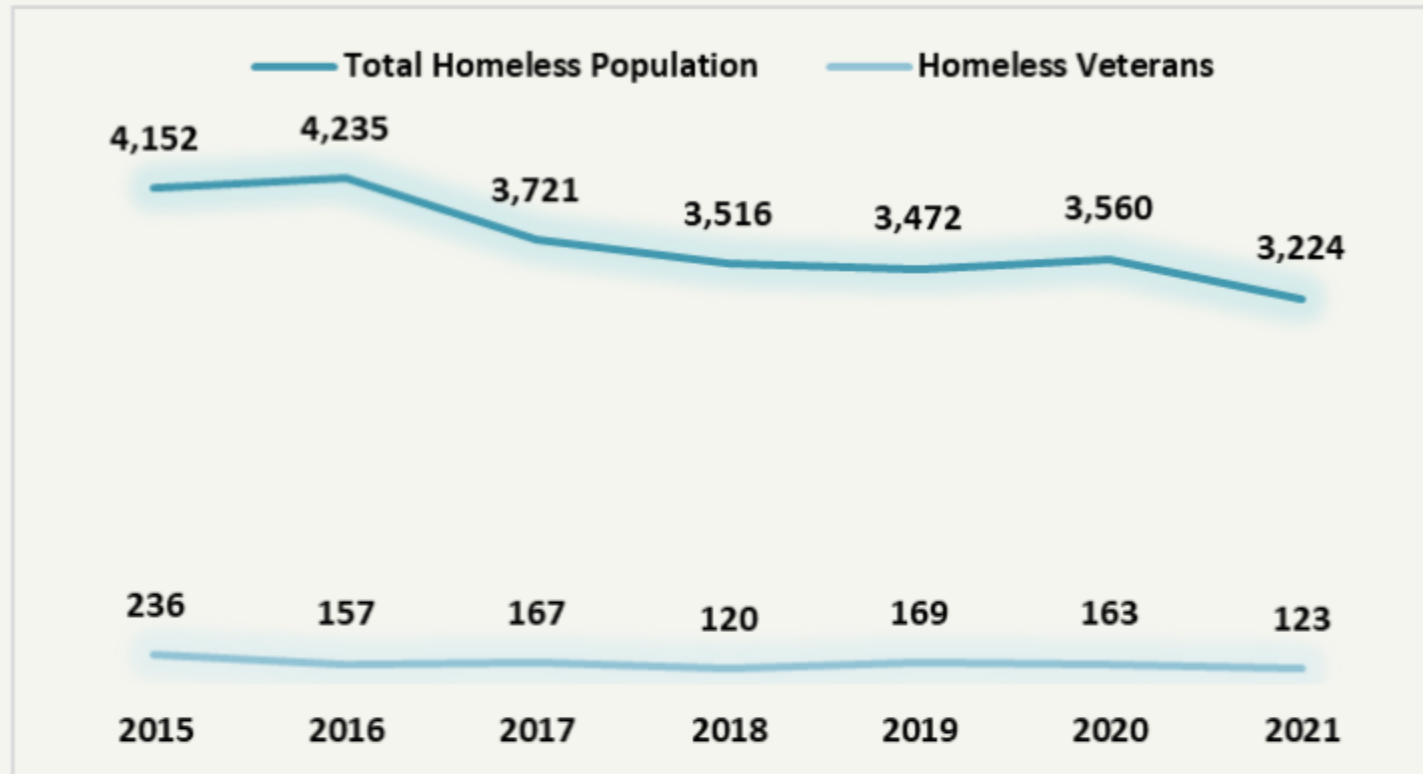


**Between 2015 and 2020, the number of veterans below the poverty level has decreased 0.18 % , with a corresponding 0.18% increase in veterans above the poverty level**



**However, between 2015 to 2019 veteran poverty had decreased by 0.34% . The rebound that saw a 0.16% increase in veteran poverty in 2020 was probably a result of the economic impact of the Covid-19 Pandemic**

# Veteran Homelessness, 2015-2021



**4%**

Of the homeless population in Miami-Dade County claimed to be veterans



**23%**

Veterans live with a disability



**9.4%**

Veterans are below the poverty level



**6%**

Veterans were homeless in 2021