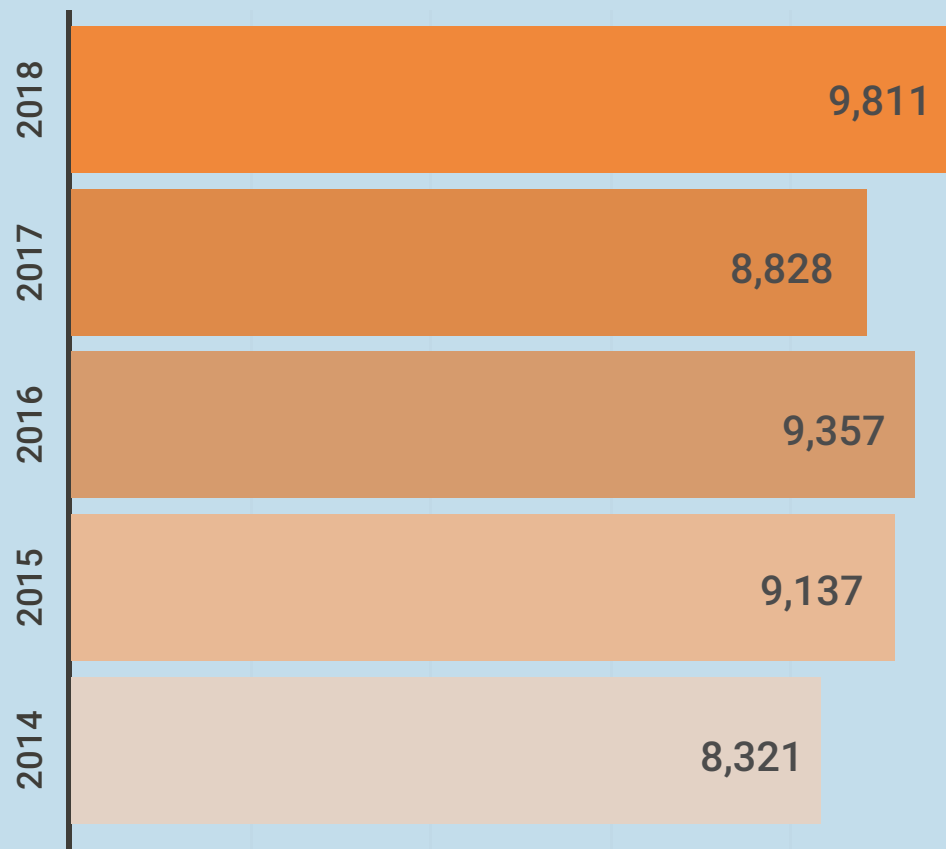


Women in Miami-Dade County Safety

Individual safety is a crucial indicator of the well being and potential growth of women in Miami-Dade County.

Domestic Violence Offenses in Miami-Dade County (2014-2018)

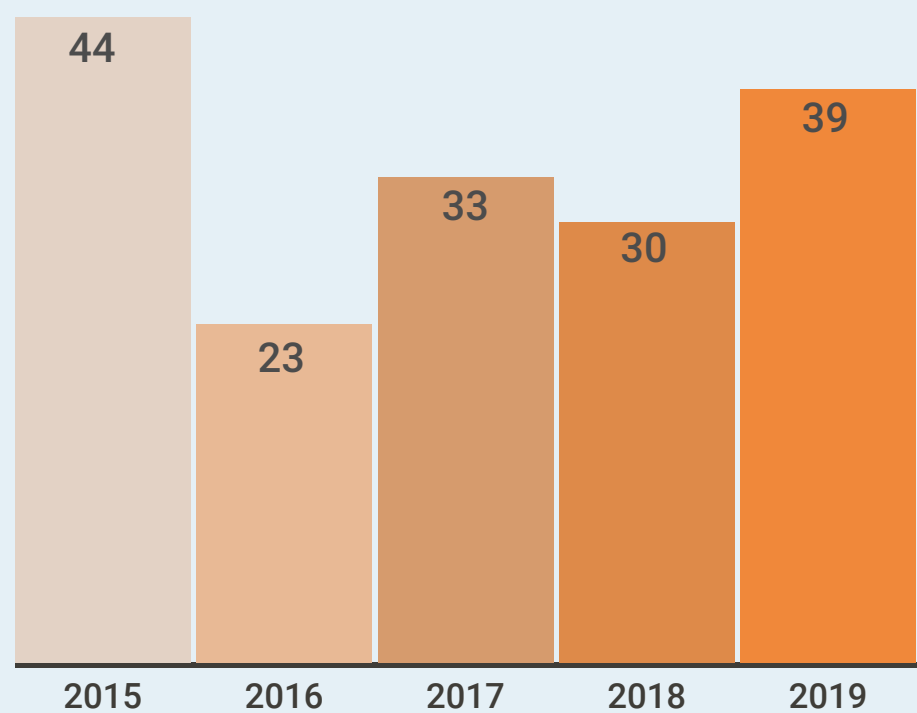


Forcible Sex Offenses in Miami-Dade County rate per 100,000 population (2014-2018)

From 2014 to 2018, the number of forcible sex offenses per 100,000 population reported in Miami-Dade County increased by over 200 cases. Miami-Dade cases represent 11.5% of total cases in Florida.

	2014	2015	2016	2017	2018
Miami-Dade County	1,142	1,098	1,108	1,270	1,363
Florida	10,236	10,732	10,480	11,174	11,907
% of Miami-Dade Cases in Florida	11.2%	10.2%	10.6%	11.4%	11.5%

Number of Sex Trafficking and Involuntary Servitude Cases* (2015-2019)

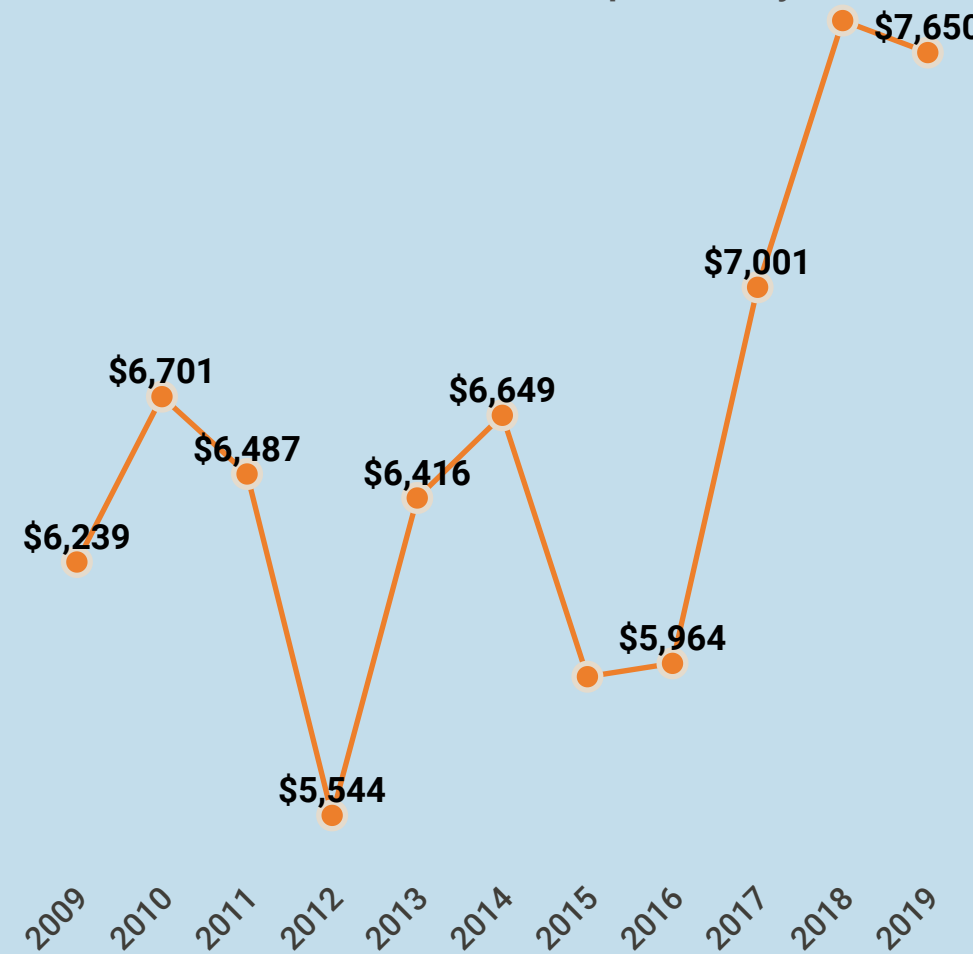


* As reported by Miami-Dade County Police Department



Budget of Miami-Dade County Violence Prevention and Intervention Services Division (2009-2019) (in thousands \$)

Over the past 10 years, the funds allocated to Miami-Dade County's Violence Prevention and Intervention Services Division has fluctuated significantly. Following budget increases from 2015 to 2018, the funds allocated in fiscal year 2019-2020 decreased from the previous year.



Number of Shelters for victims of Domestic Violence and Human Trafficking in Miami-Dade County (2020)

16

County Funding for Women's Organizations (2019-20)

\$1,296,610

Amount Miami-Dade County allocated for women's domestic violence shelters and programs.

Some of the organizations receiving funding:

- Kristi House
- Casa Valentina
- Camillus House
- The Sundari Foundation:
- Lotus House
- M.U.J.E.R, Inc.

If you or someone you love is a victim of any form of sexual or physical abuse and is in need of emergency housing or assistance please contact:

Coordinated Victims Assistance Center:
(305) 285-5900

Florida Domestic Violence 24-Hour Crisis Hotline:
1-800-500-1119