

STATUS OF WOMEN

The **Status of Women in Broward County Report 2025** is the third biennial report on women's economic development, health, safety, and education in Broward County.

Broward County Population (2023): 1,962,531



50.9% Women

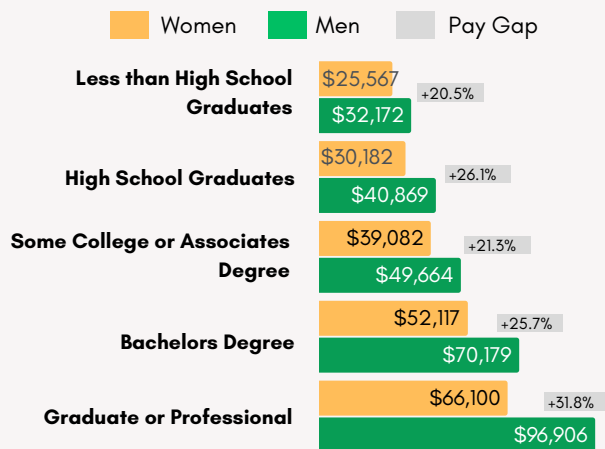


49.1% Men

EDUCATION

In 2023, there were double-digit pay gaps in all educational attainment categories.

Earnings by Educational Attainment, aged 25 or older (2023)



Field of Bachelor's Degree 25 or older (2023)




The distribution of women by field of study remained very similar between 2021 and 2023.

Sources: ACS 1-Year Estimates, U.S. Census Bureau; Florida Department of Education

ECONOMIC OPPORTUNITY

Median Earnings for Full-time Workers (2023)

Earnings gap: **13.8%**

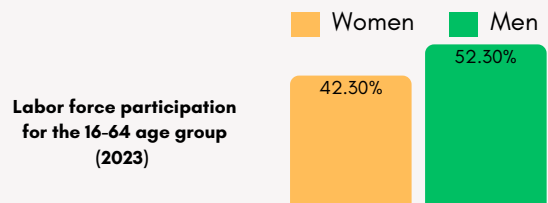


POVERTY RATES

In 2023, approximately 1 in 8 Broward County residents were living in poverty.

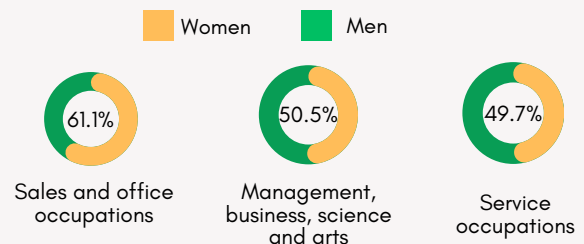


LABOR FORCE CHARACTERISTICS



INDUSTRIES AND OCCUPATIONS

Top Three Women-Dominated Industries (2023)



Top Three Occupations with the Largest Earnings Gap (2023)



Sources: ACS 1-Year Estimates, U.S. Census Bureau

IN BROWARD COUNTY 2025

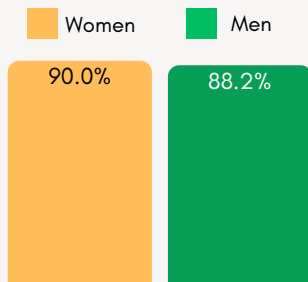
HEALTH

Women had lower death rates in all leading causes of death except stroke and Alzheimer's disease related deaths.

Disease Death Rates per 100,000 Population (2023)

	Women	Men
Heart Disease	99.8	173.5
Cancer	111	140.1
COVID-19	7.6	11.8
Stroke	60.6	56.1
Unintentional Injury	29.2	77.3

INSURANCE COVERAGE (2023)



The current 2023 data shows a small difference between women's and men's health insurance coverage, with only **11.8%** of men and **10.0%** of women without coverage.

MATERNAL HEALTH

	2021	2023
Maternal Morbidity (per 1,000 deliveries)	17.8	15.9
Maternal Mortality (per 100,000 live births)	20.1	24.8
Infant Mortality (per 1,000 live births)	5.9	5.0

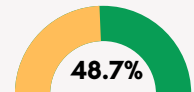
SAFETY

2,626	Domestic violence cases (2023)
132.1	Domestic violence rate per 100,000 (2023)
29%	Increase in domestic violence rate per 100,000 (2020-2023)

BROWARD COUNTY GOVERNMENT RESOURCES

Between 2022 and 2024, the number of Human Services Department (HSD) clients shows gradual increases. Women have been the majority of clients between 2022 and 2024.

Women as a proportion of HSD clients (2024)



Family Success Administration Division (FSAD) served the highest proportion of women assisted by HSD. Women were **82.0%** of FSAD clients in 2024. FSAD services include assistance with finances, tuition, childcare, nutrition, and employment.

BROWARD COUNTY GOVERNMENT EMPLOYEES

Median Earnings and Gap (2024)



GENDER REPRESENTATION

Full-time Women Broward County Government Employees by Job Family (2024)

Job Family	Total Employees	% Women
Administrative	1,151	74.0%
Professional	1,575	52.8%
Manager	727	50.3%
Executive	48	41.7%
Director	121	39.7%
Supervisor	405	30.6%
Technician	320	29.4%
Trades/Maintenance	1,789	21.0%

Women continue to represent a slightly lower percentage than men among full-time employees: 43.7% in 2023 and 44.2% in 2024.