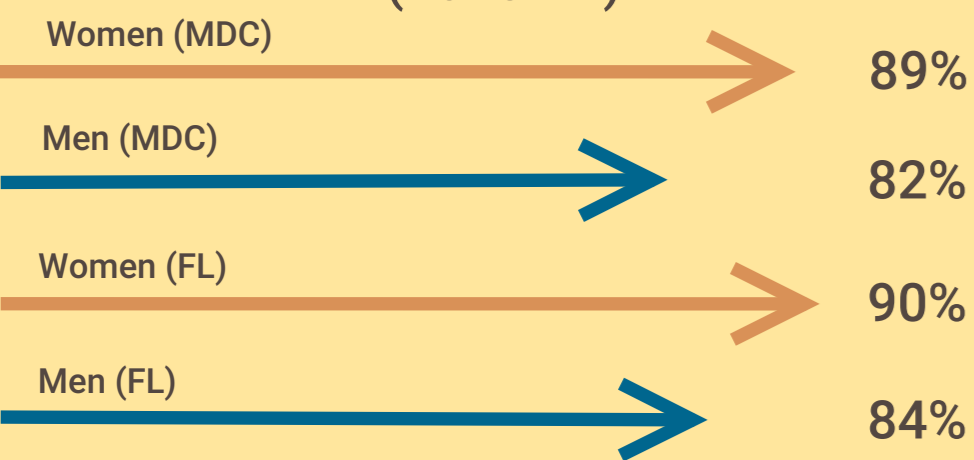


Women in Miami-Dade County Education

High School Graduation Rate by Gender (2018-19)

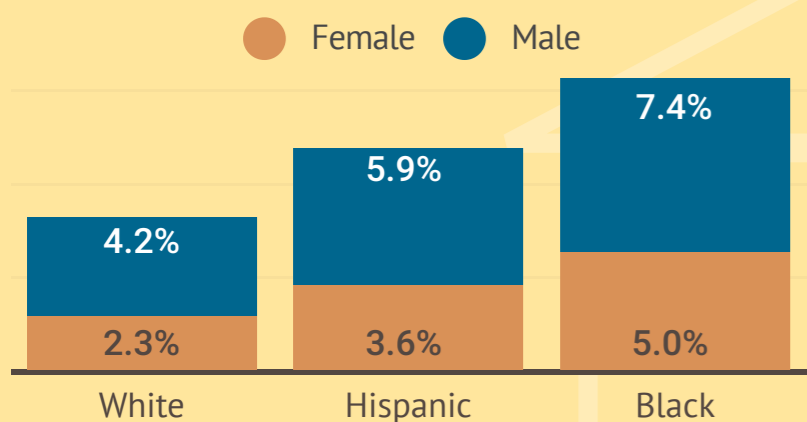


Graduation Rate by Race/Ethnicity (2018-19)

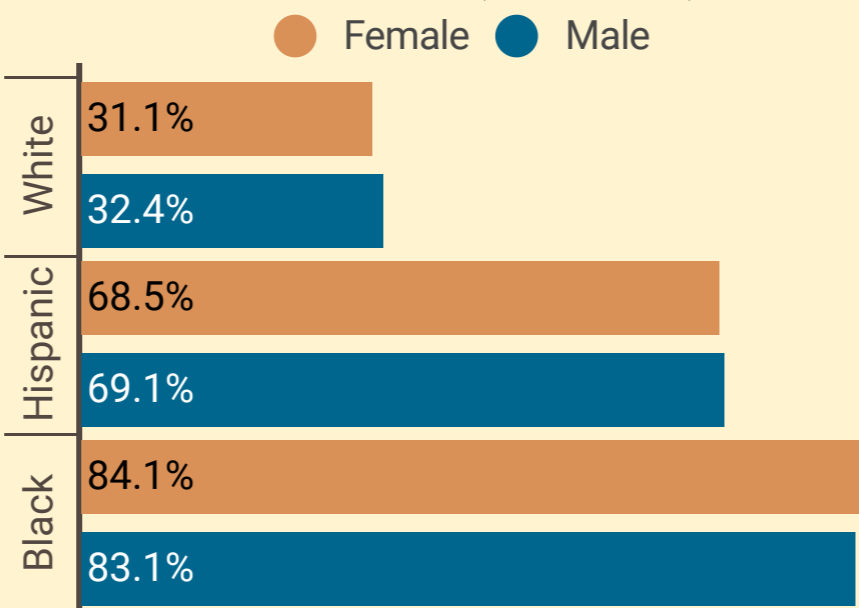
Race/Ethnicity	Female	Male
White	95.1%	88.5%
Hispanic	89.7%	83.7%
Black	83.9%	74.9%

Female students in Miami-Dade County Public Schools (M-DCPS) graduated at a higher rate than male students across racial and ethnic groups.

Cohort Drop-Out Rate by Race/Ethnicity (2018-19)

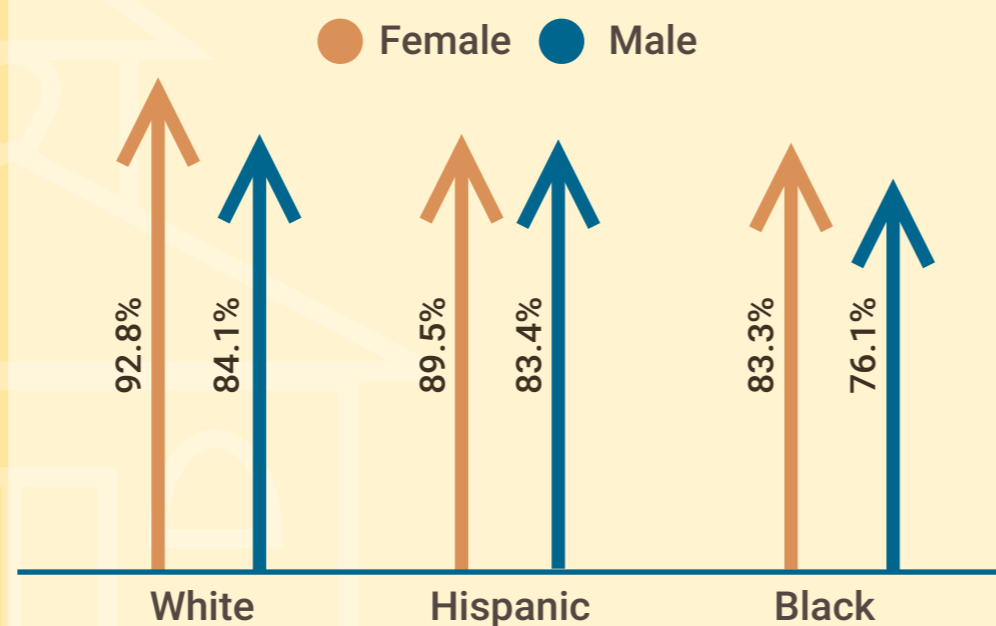


M-DCPS Economically Disadvantaged Students (2018-19)



Students who are considered economically disadvantaged are those that qualify for the M-DCPS free/reduced lunch program. In Miami-Dade County, the largest group of economically disadvantaged public school students are Black students; 84.1% of Black female students and 83.1% of Black male students in MDC qualify for the program. The proportion Black students in the program is substantially larger than Hispanic and White students, regardless of gender.

Graduation Rates of Economically Disadvantaged Students (2018-19)



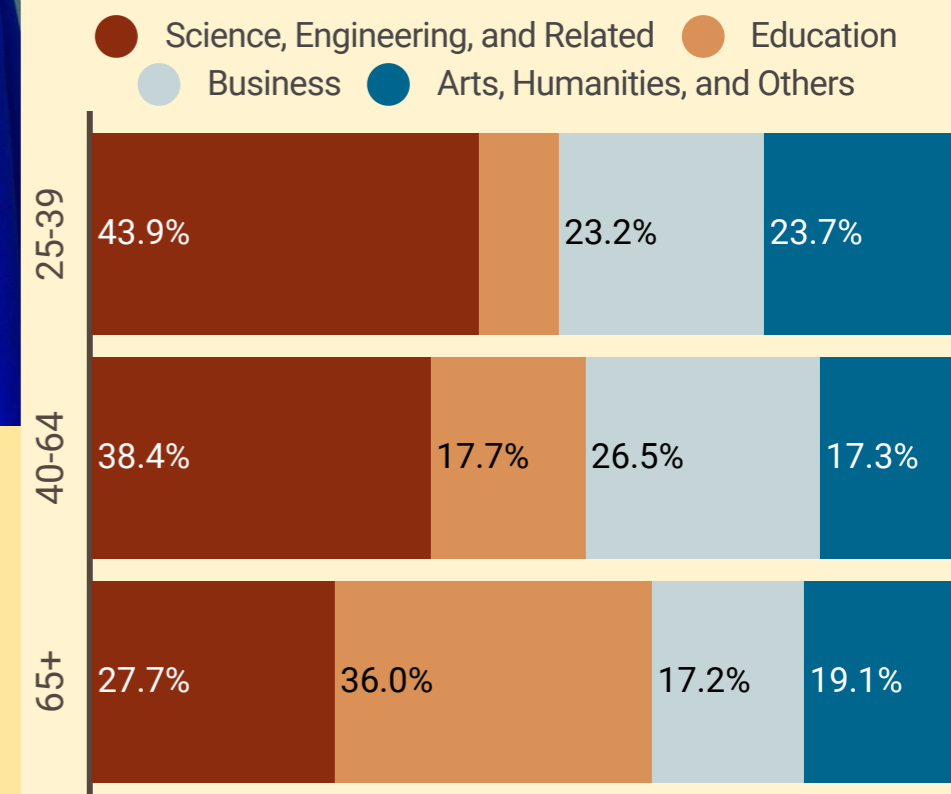
Earnings Gap by Educational Attainment (2018)

From 2010 to 2018 women in Miami-Dade County with less than a high school diploma experienced the largest growth in income (7.2%); however, women with a graduate or professional degree now make 6.2% less in real dollars than they did in 2010.

Attainment	Female	Male	Gap
Less than high school graduate	\$16,804	\$26,177	36%
High school graduate (includes equivalency)	\$21,704	\$29,377	26%
Some college or associate's degree	\$30,076	\$35,507	15%
Bachelor's degree	\$39,731	\$45,814	13%
Graduate or professional degree	\$51,298	\$75,273	32%

Field of Bachelor's Degree by Age (2018)

In 2018, 31.6% of women in MDC had a bachelor's degree or higher compared to 31.3% of men. Approximately 43.9% of bachelor's degrees obtained by residents within the 25 to 39 age group were in science, engineering, and related fields, down from 44.5% in 2017. Another 26.3% were in business fields, up from 26.1% in 2017.



Women with STEM Degrees (25-39 age group)

In 2018, the percentage of all women in Miami-Dade with degrees in science, engineering, and related fields was 24.3%, a slight decrease from 26.9% in 2017.

