

Migration to Florida

Net migration measures in-migration minus out-migration. From July 1, 2021, to July 1, 2022, while Miami-Dade County ranked 45th with a net migration of 967, 5 of 10 counties with highest net migration were located in the West Coast of Florida (Lee, Pasco, Hillsborough, Sarasota, and Manatee Counties). In fact, Sarasota-Bradenton MSA and Cape Coral MSA had among the highest net change in movers for any MSA in the country from 2019 to 2020.

According to the U.S Census Bureau, in 2021 a total of 810,209 migrants moved to Florida from a residence in a different state or country one year prior. This is 3.7% of the state's total population of 21,781,128 in 2021. New York accounted for 13.5% of domestic migrants to Florida.

Similarly, over 547,000 people exchanged out-of-state driver's licenses with Florida ones in 2021, or a 40% increase from 2020. This is considered significant as it indicates a relocation to Florida.

NET MIGRATION



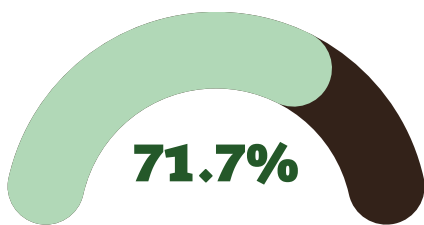
Net migration equals in migration minus out migration

From July 01, 2021 to July 1, 2022



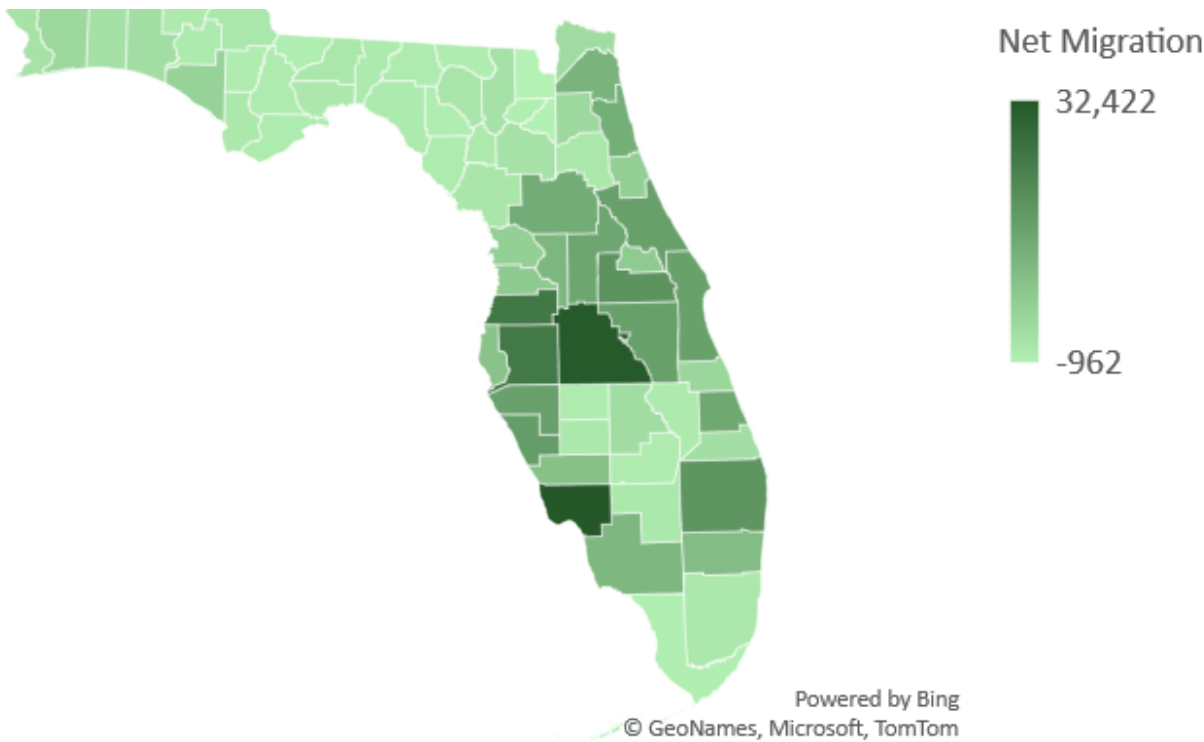
444,484

Net migrants to Florida from other states and abroad



of Net Migration was domestic migration

Counties with Most Migration

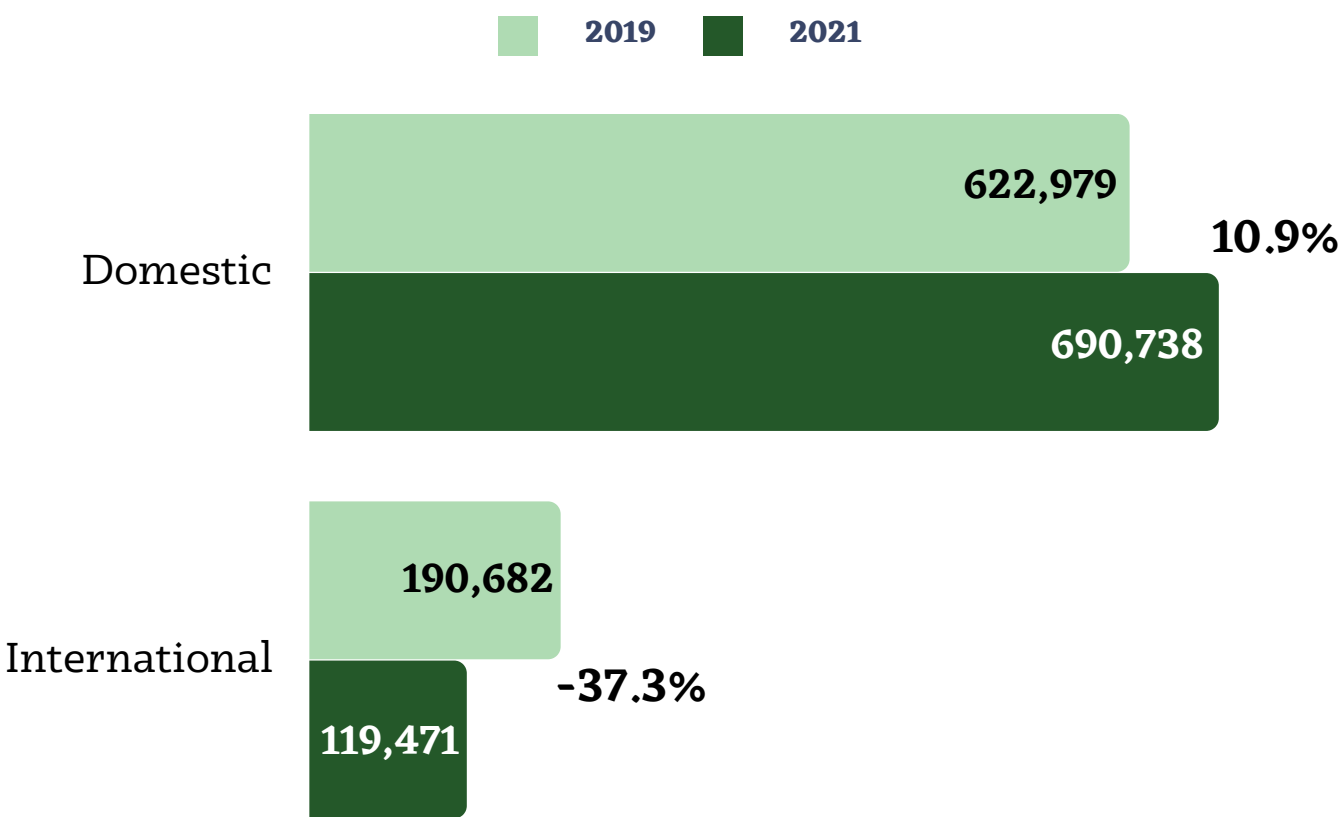


Lee, Polk, Pasco and Hillsborough counties experienced the highest total numbers of net migration.

MIGRATION TO FLORIDA IN 2021

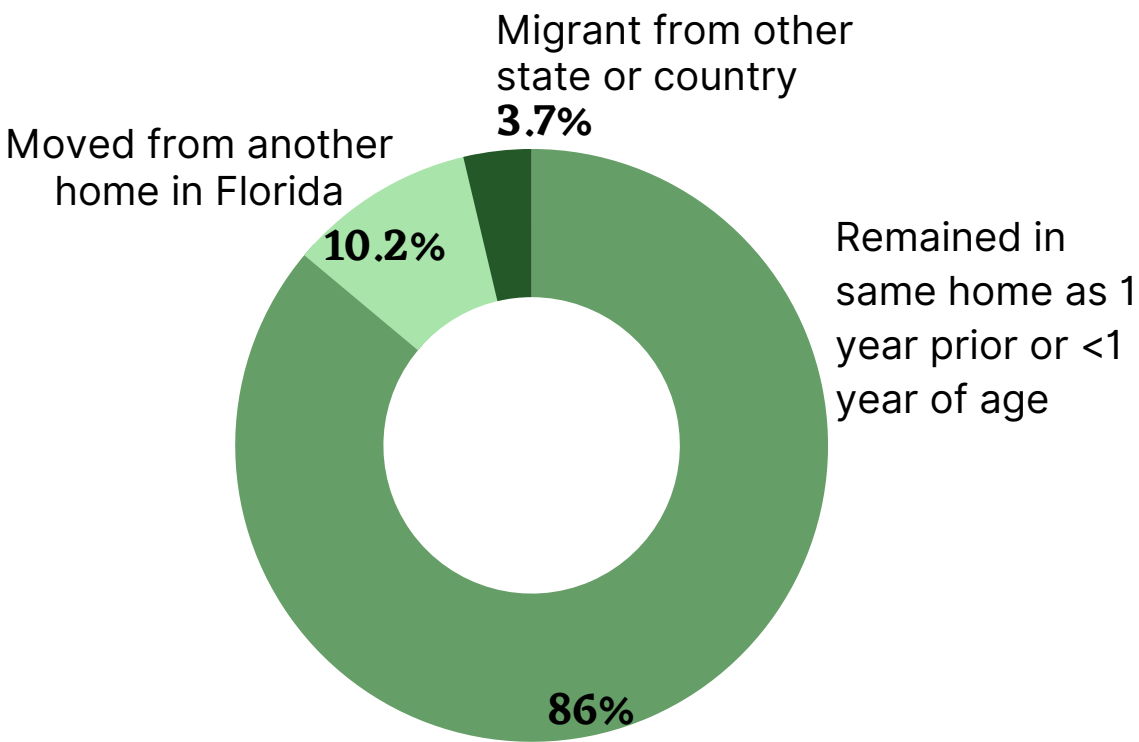
Data measures migration to Florida for residents from other states or countries in year prior, for all individuals over the age of one. Unlike net migration, this is total in-migration and does not account for out-migration.

Migration to Florida from One Year Prior by Type: 2019 and 2021



While domestic migration increased by 10.9% from 2019 to 2021, foreign migration fell by 37.3%.

Florida Population in 2021 by Migration Pattern in Previous Year



Jorge M. Pérez
Metropolitan Center
Steven J. Green
School of International
& Public Affairs

Source: U.S. Census Bureau, Annual and Cumulative Estimates of the Components of Resident Population Change for Counties in Florida: April 1, 2020 to July 1, 2022; Conerly, B. (2022, April 28). Drop in U.S. Immigration Further Tightens Labor Market. Forbes; Kolko, J., Badger, E., & Bui, Q. (2021, April 26). How the Pandemic Did, and Didn't, Change Where Americans Move. The New York Times; Miller, K. (2022, February 09). Florida migration: Who's moving to Sunshine state? New York, New Jersey tags explained. Palm Beach Post.; U.S. Census Bureau, ACS 1-Year Estimates Public Use Microdata Sample (2019 & 2021)

Migration to Florida

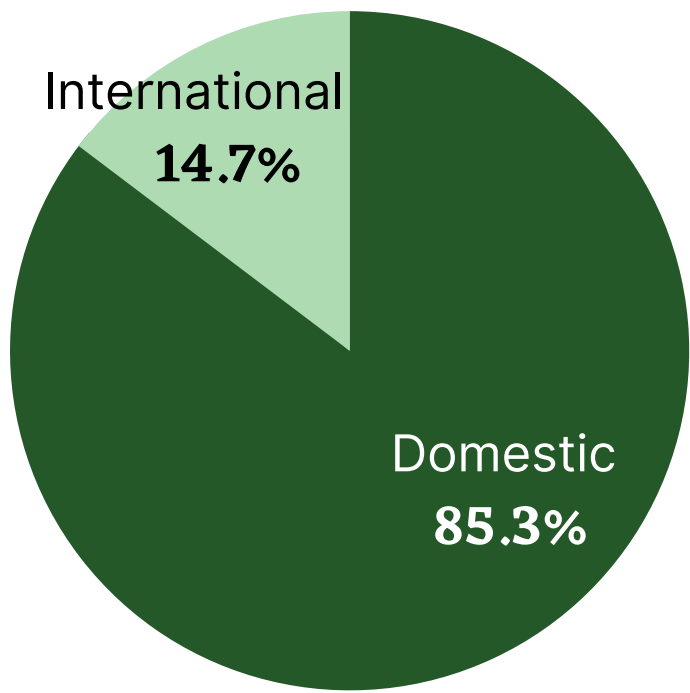
A 2022 Tampa Bay Times social media posting survey of over 250 individuals pointed to people moving to Florida for job opportunities especially with remote work, lower, taxes, more affordable homes, and the weather.

International migration to Florida from a different country from one year prior fell by 37.3% from 2019 to 2021. This could possibly be due to COVID-19 international travel restrictions as well as a decrease in the number of visas granted during the Trump administration.

MIGRATION TO FLORIDA IN 2021

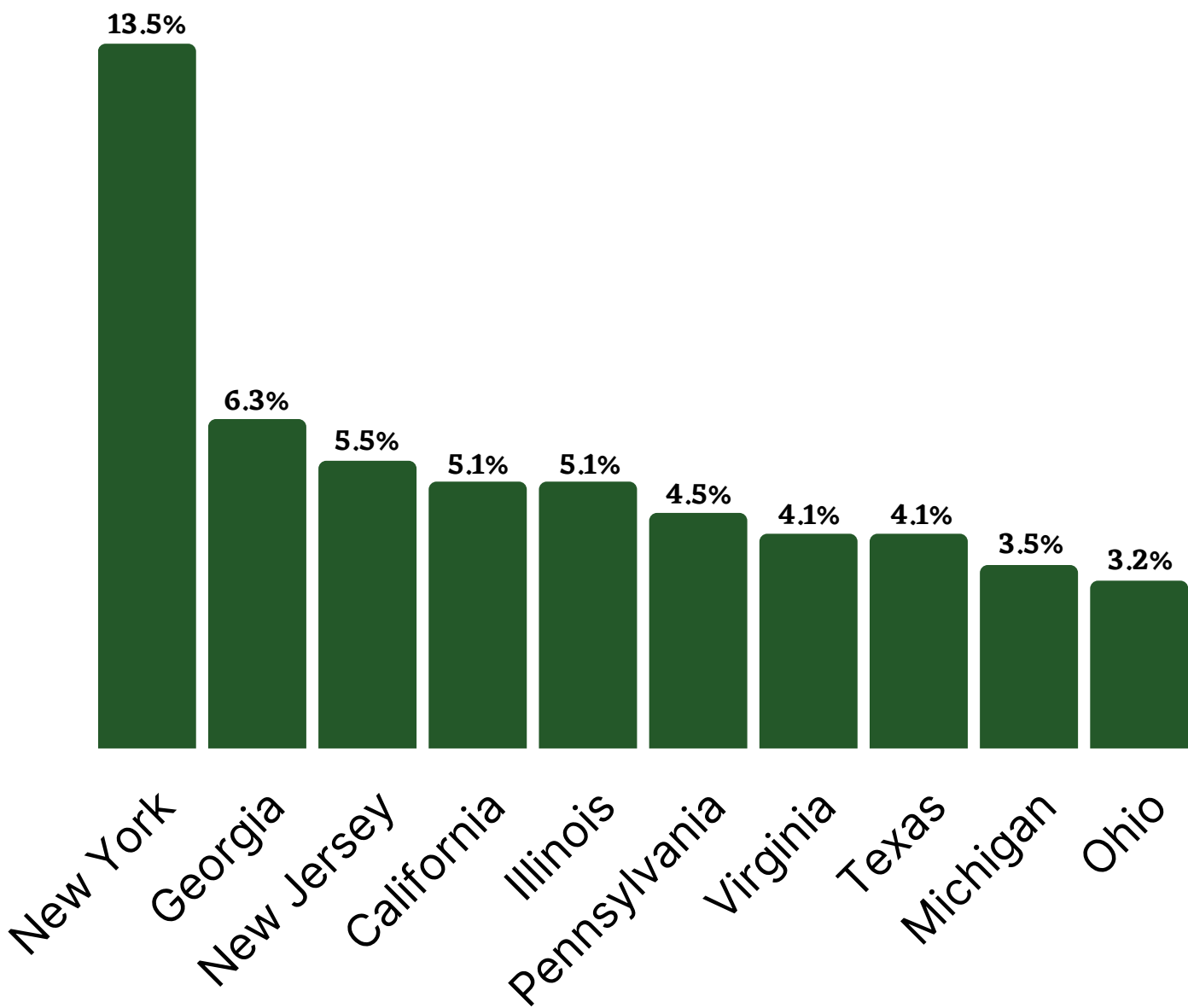
From 2020 to 2021, a total of 810,209 migrants moved to Florida from another state or country from one year prior, a 0.4% decrease from 2019.

Migration to Florida from 2020 to 2021 by Type



Most migration was from other states and Puerto Rico (domestic)

Migration to FL from 2020 to 2021 by State of Residence One Year Prior



2021 Migration to Florida by Region or Country of Residence One Year Prior



Source: Conerly, B. (2022, April 28). Drop In U.S. Immigration Further Tightens Labor Market. Forbes; Kolko, J., Badger, E., & Bui, Q. (2021, April 26). How the Pandemic Did, and Didn't, Change Where Americans Move. The New York Times; Miller, K. (2022, February 09). Florida migration: Who's moving to Sunshine state? New York, New Jersey tags explained. Palm Beach Post; Spata, C. (2022, February 25). Fleeing to Florida? New arrivals explain why they moved to Tampa Bay. Tampa Bay Times; U.S. Census Bureau, ACS 1-Year Estimates Public Use Microdata Sample (2021)