

Guns in Circulation

According to the National Shooting Sports Foundation (NSSF), a firearm trade association, based on data from background checks for gunowners:



434 million guns in USA owned by civilians in 2020 with 214 million in market since 1991




19.8 million American Rifle or AR-15 and other semiautomatic weapons in 2020



5.4 million first time gun purchases or 30% of all firearm purchases in 2021

According to the NSSF 2021 Firearm Retailer Survey, in the first half of 2020, retailers saw these % Increases in gun purchases by race from previous year:



Firearm Injuries and Deaths in USA

According to the CDC, in 2020:

> 45,000 firearm related deaths in the US or 124 daily deaths

2 in 10 medically treated firearm injuries due to unintentional firearm injuries.

Firearm homicide rates are highest among Black, American Indian and Hispanic individuals.

Men are over 8 in 10 victims of firearm death and nonfatal firearm injuries.

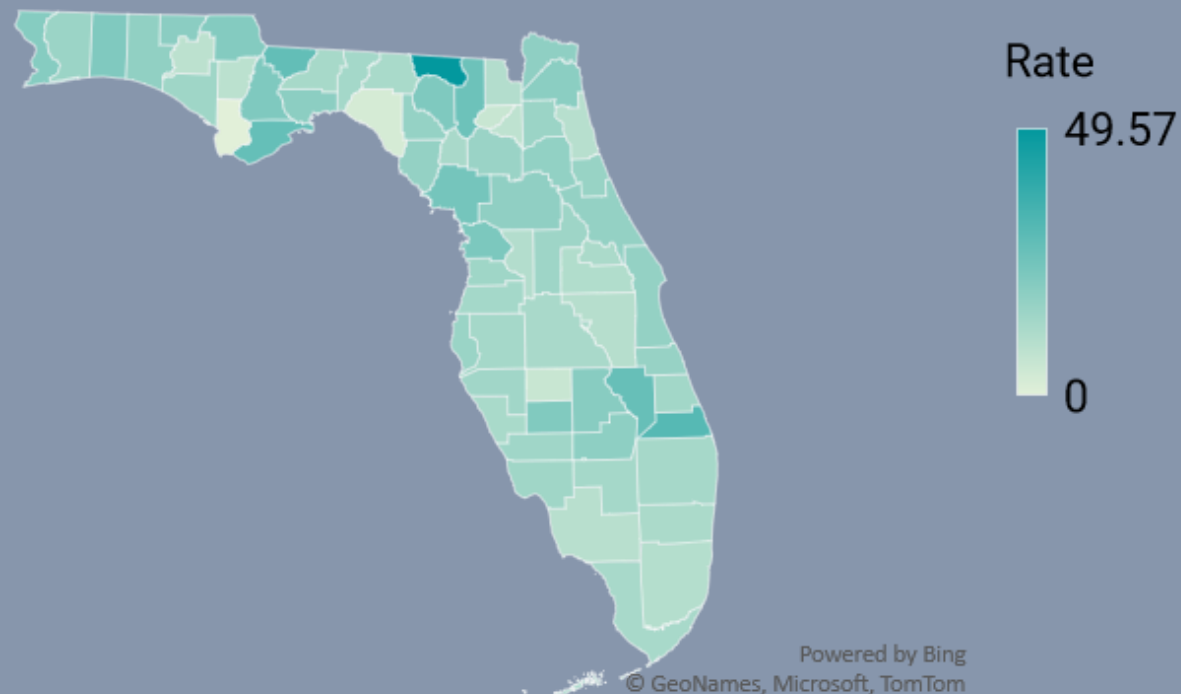
Firearm homicide rates are highest among adults between the ages of 15 and 34.

Firearms Mortality in Florida

In 2021, Florida's death rate by firearm per 100,000 population was 13.91 with the highest rate of 49.57 in Hamilton County.

- Broward County's rate: 12.31
- Miami-Dade County's rate: 10.33
- Palm Beach County's rate: 13.33

Rate of Fatal Firearm Injuries per 100,000 population, 2021



Firearms and Suicide

According to the CDC, in 2020:

More than half of firearm fatalities are suicides and the majority of individuals using a firearm for suicide die from their injuries.

Highest firearm suicide rates among those age 75 and over

Highest firearm suicide rates among American Indian or Alaska Native populations

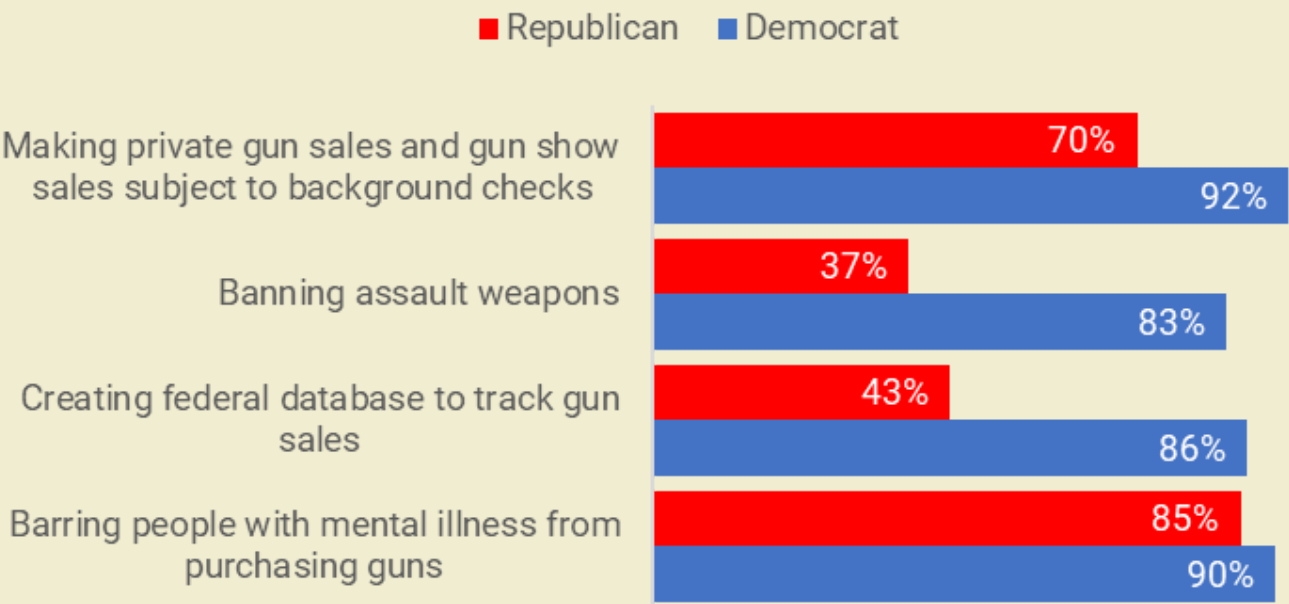
Views on Gun Policy

According to a poll of over 5,000 adults conducted in April 2021 by Pew Research Center:



53% of Americans feel gun laws should be stricter with 81% of Democrats and 20% of Republicans agreeing.

% of Respondents who somewhat/strongly favor by party identification




59%

According to a May 2022 poll conducted by Politico and Morning Consult, 59% of Americans feel it is somewhat/very important that elected officials pass stricter gun control legislation.

Gun Ownership

According to Gallup in 2020:

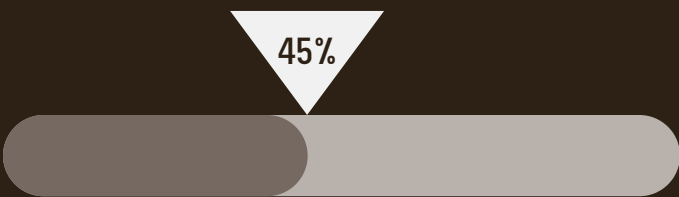
% of adults who live in a household with a gun



% of adults who personally own a gun




% of men who personally own a gun



% of women who personally own a gun




50% of Republicans
29% of Independents
18% of Democrats



own a gun

25% of adults with HH income of <\$40,000
34% of adults with HH income of \$40,000-\$100,000
38% of adults with HH income of >\$100,000



own a gun

GUN SAFETY

and CHILDREN

If you own a firearm, the AAP recommends it be **stored unloaded, locked up** (lock box, cable lock, or firearm safe), with the ammunition stored separately.




About **1/3 of the homes with children** in the United States have a gun. Many are stored **loaded and/or unlocked**.





Every day,

78 children,



teens and young adults are **injured or killed** by guns in the United States.

 = death  = injury

Source: CDC WISQARS database including data for all races, ages 0-21, from 2013-2016.

The risk of dying by suicide is **4 to 10 times higher**

in homes with guns. If you have **a teen who is at risk for suicide**, remove guns and ammunition from your house.



Children as young as **3 years** may be strong enough to **pull the trigger** on a handgun.



The **safest home** for children and teens is one without guns.



healthychildren.org
Powered by pediatricians. Trusted by parents.
from the American Academy of Pediatrics

American Academy of Pediatrics
DEDICATED TO THE HEALTH OF ALL CHILDREN®



FIU

Jorge M. Pérez
Metropolitan Center
Steven J. Green
School of International
& Public Affairs