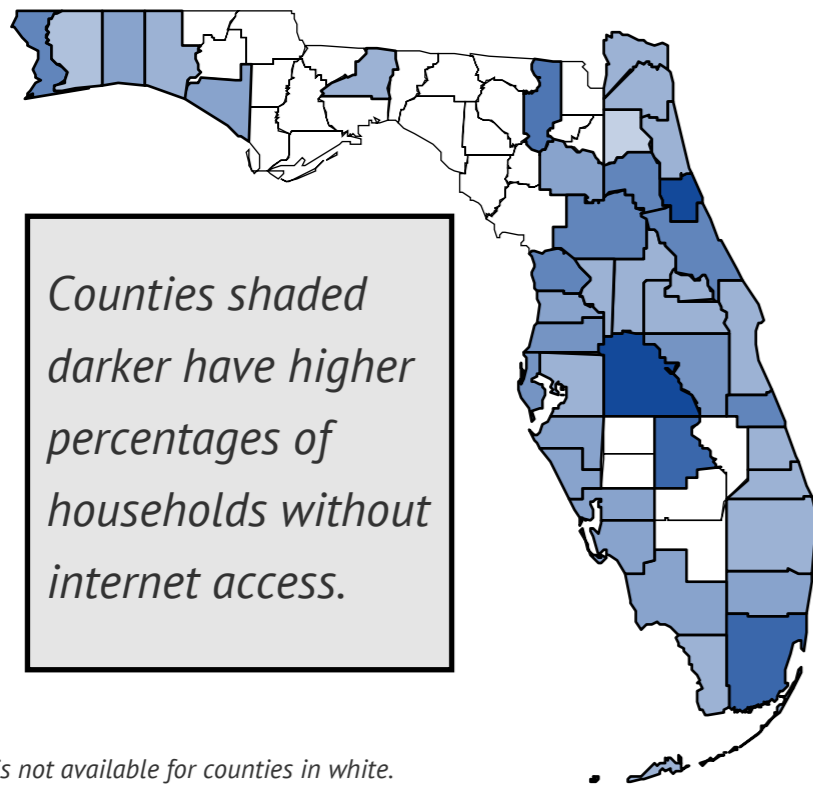


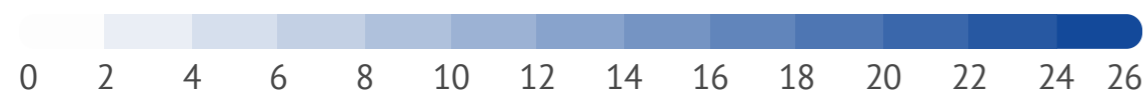
# South Florida's Digital Divide

## Internet Access in the Miami-Fort Lauderdale-West Palm Beach, FL MSA

### COUNTIES AND MSAs IN FLORIDA BY HOUSEHOLD INTERNET ACCESS

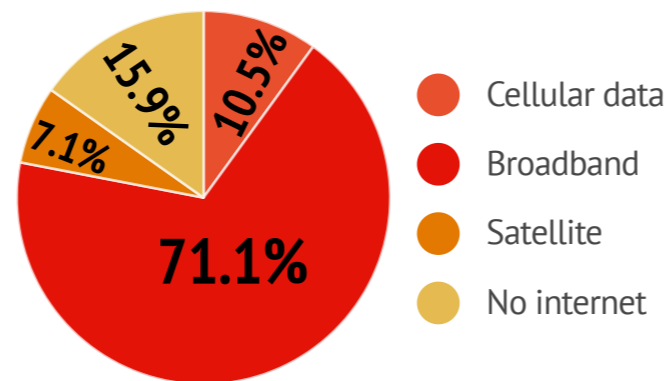


\*Data is not available for counties in white.



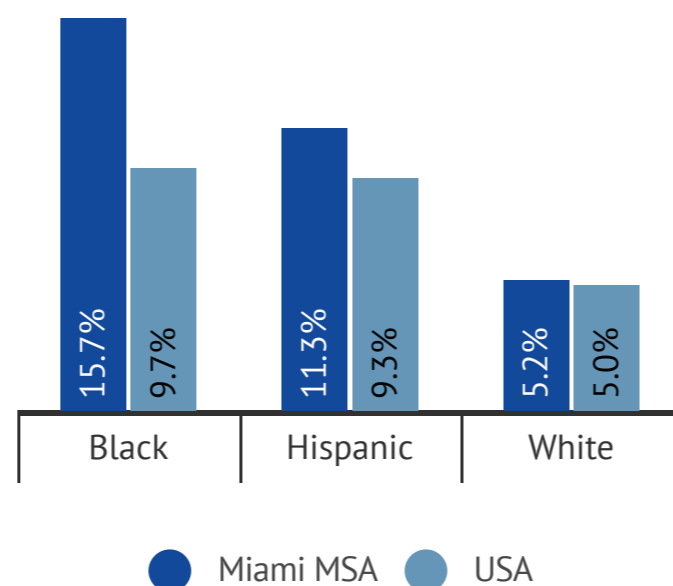
While Miami-Dade has the **third highest percentage** of households without an internet subscription (**20.5%**), the Miami MSA has a lower rate than the county itself (**15.9%**), but is at least **2.4%** higher than the next four highest-populated MSAs in Florida. .

### TYPE OF INTERNET ACCESS IN MIAMI MSA

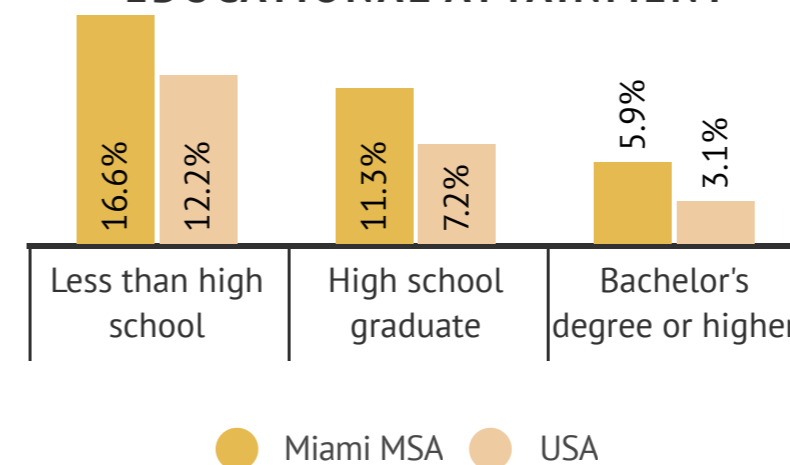


The COVID-19 pandemic has demonstrated the importance of fast home internet access for those working from home. Notably, **10.5%** rely on cellular data plans with no home internet, and **0.2%** rely on dial-up.

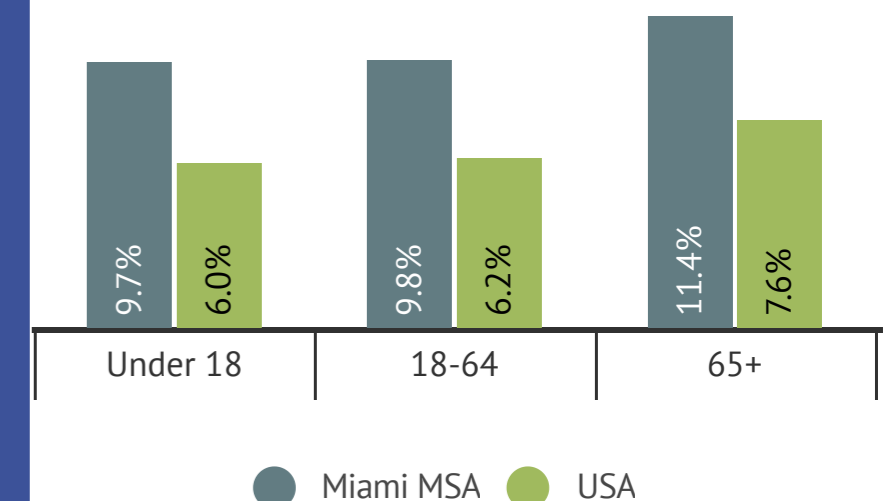
### NO INTERNET ACCESS BY RACE/ETHNICITY



### NO INTERNET ACCESS BY EDUCATIONAL ATTAINMENT



### NO INTERNET ACCESS BY AGE



### DID YOU KNOW?

- Miami MSA ranks in the **middle 50%** of internet access among MSAs nationwide.
- Miami MSA is the **16th best-connected MSA** in Florida of 22 total.

### 3 BEST-CONNECTED MSAs IN FLORIDA

Metropolitan Statistical Area (MSA)	% of households without internet	Median household income
The Villages	10.1	\$53,895
Port St. Lucie	10.5	\$55,714
Palm Bay-Melbourne-Titusville	10.8	\$57,888

### 3 WORST-CONNECTED MSAs IN FLORIDA

Metropolitan Statistical Area (MSA)	% of households without internet	Median household income
Lakeland-Winter Haven	26.5	\$51,670
Sebring	21	\$39,796
Deltona-Daytona Beach-Ormond Beach	18.6	\$51,364

National figures demonstrate a correlation between median household income and internet access, but that trend is less noticeable among Florida's MSAs. In the Miami MSA, **15.9%** of households lack internet access and the median household income is **\$46,648**.

Sources: U.S. Census Bureau ACS 1-Year Estimates 2018