



# SNAP Recipients in Miami-Dade County

**FIU**

Jorge M. Pérez  
Metropolitan Center

Sources: U.S. Census Bureau 2020, Household Pulse Survey  
U.S. Census Bureau 2018, American Community Survey 5-Year Estimates

In 2018, **25.4%** of households in Miami-Dade County received SNAP benefits. This rate was **13.2%** higher than the U.S. and **11.2%** higher than Florida.

Source: U.S. Census Bureau 2018, American Community Survey 5-Year Estimates



Jorge M. Pérez  
Metropolitan Center

FLORIDA INTERNATIONAL UNIVERSITY

**As a result of the economic challenges produced by Covid-19 14.4% residents in the Miami Metro Area are living in households with not enough to eat.**

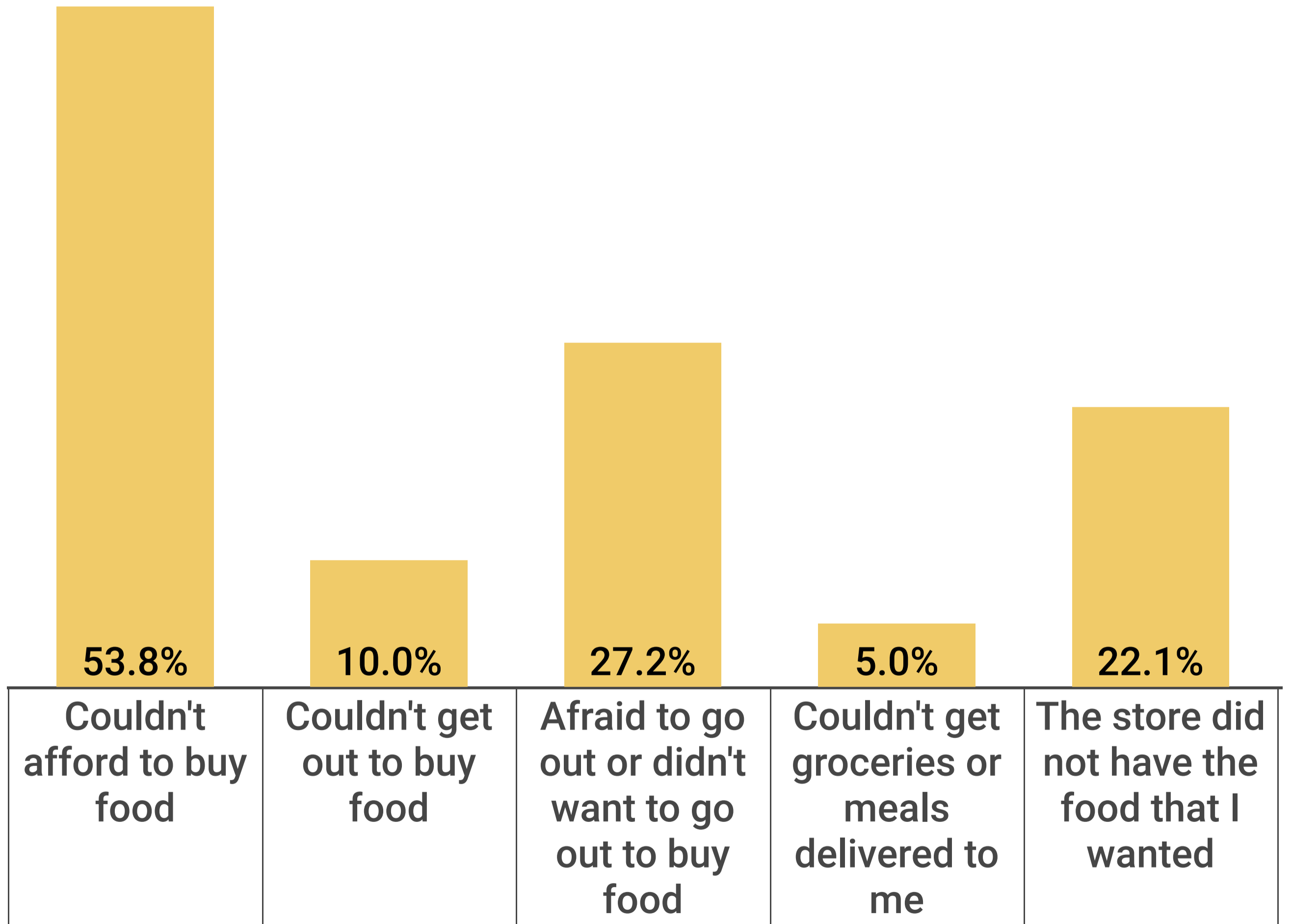
Source: U.S. Census Bureau 2020, Household Pulse Survey



**Jorge M. Pérez  
Metropolitan Center**

FLORIDA INTERNATIONAL UNIVERSITY

# Reasons for Food Insufficiency in the Miami Metro Area (Apr-Aug 2020):



Source: U.S. Census Bureau 2020, Household Pulse Survey



**Jorge M. Pérez**  
**Metropolitan Center**

FLORIDA INTERNATIONAL UNIVERSITY

# The Supplemental Nutrition Assistance Program (SNAP) is a federal program that provides nutrition benefits to low-income individuals and families that are used to buy food.

## SNAP Annual Household Income Limits (2020):

Household Size	Maximum Income Level (Before Tax)
1	\$25,520
2	\$34,480
3	\$43,440
4	\$52,400
5	\$61,360
6	\$70,320
7	\$79,280
8	\$88,240

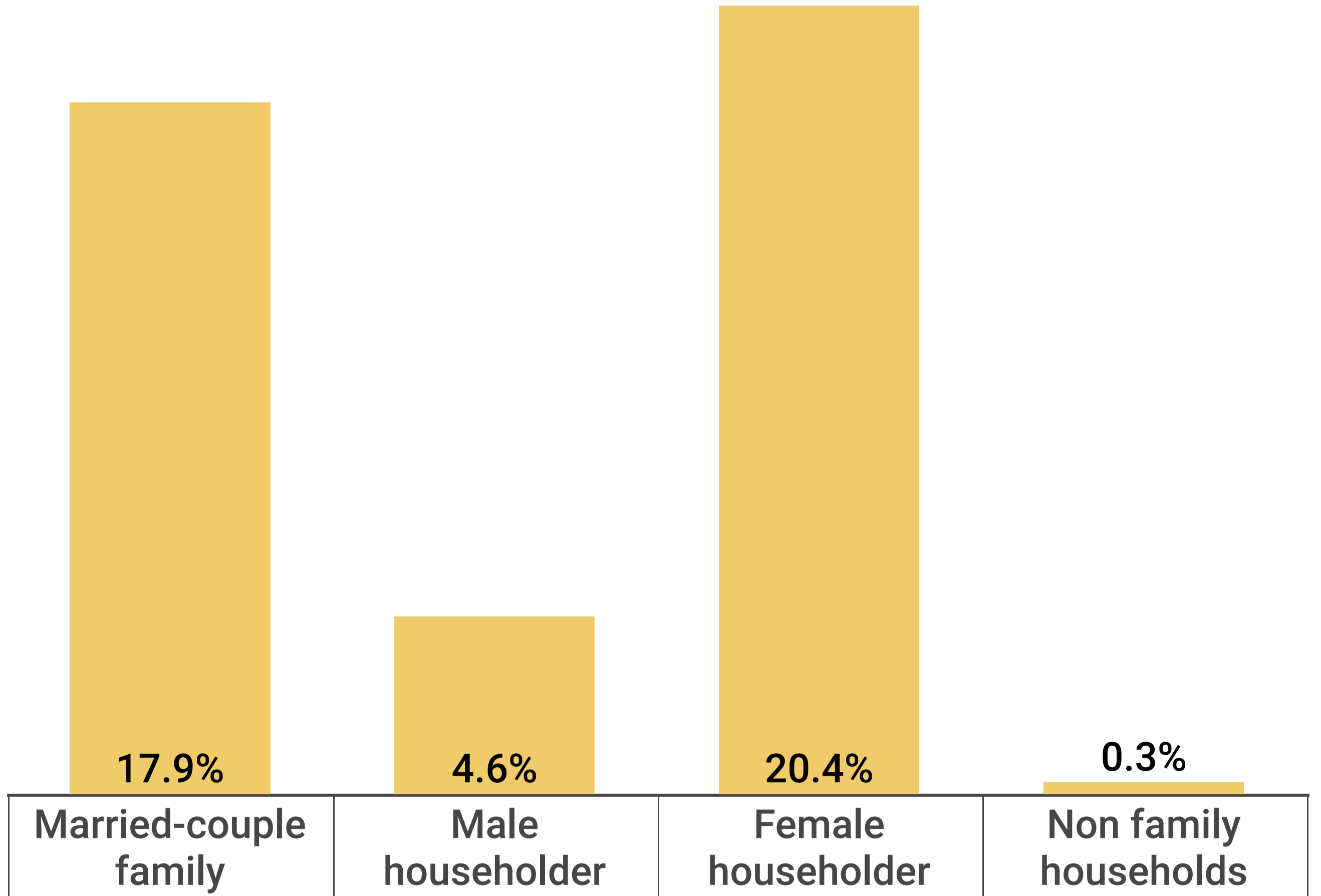
Source: U.S. USDA 2013, Supplemental Nutrition Assistance Program



**Jorge M. Pérez**  
**Metropolitan Center**

FLORIDA INTERNATIONAL UNIVERSITY

# SNAP Recipients with Children under 18 by Household Type (2018):



Source: U.S. Census Bureau 2018, American Community Survey 5-Year Estimates



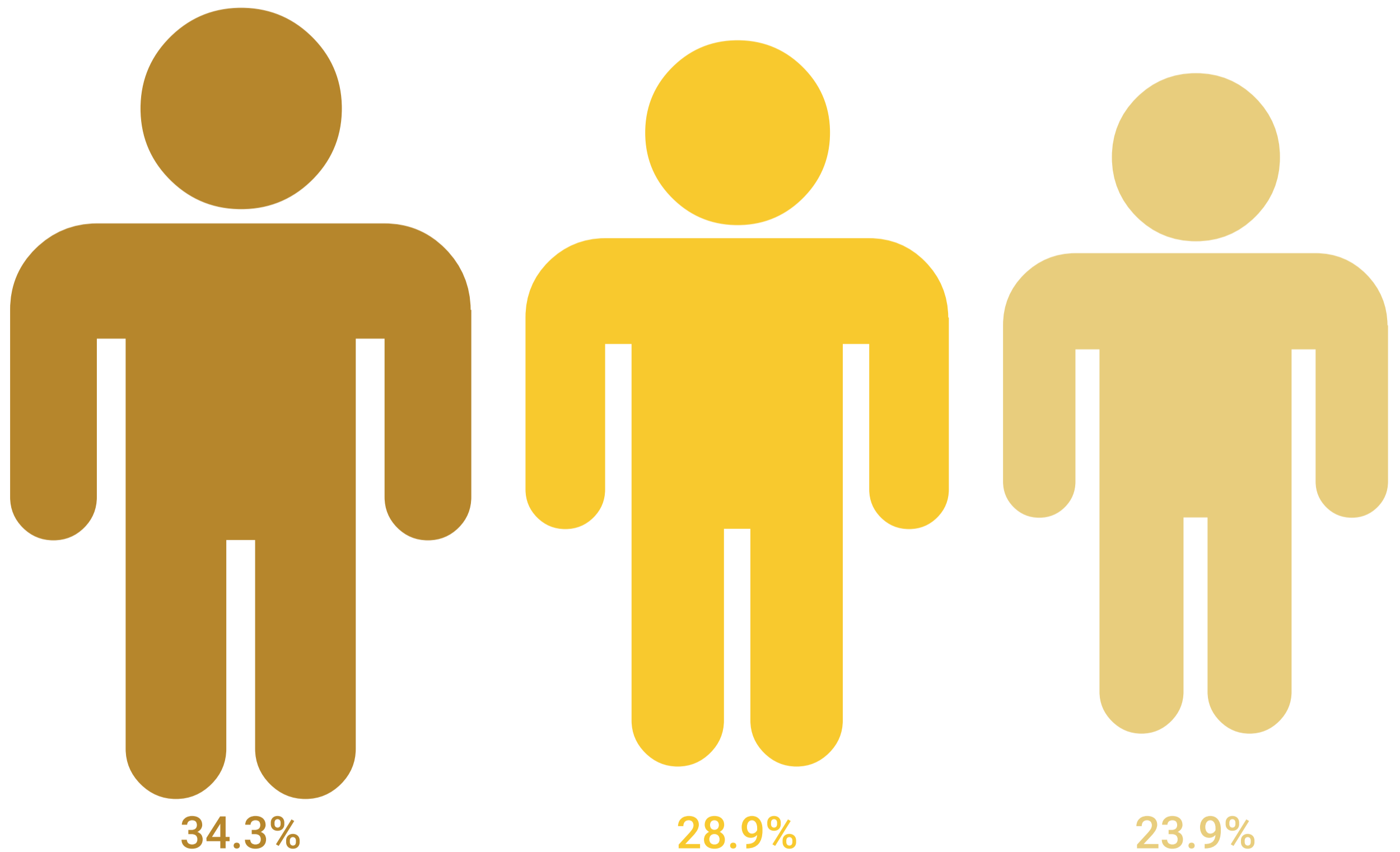
**Jorge M. Pérez**  
**Metropolitan Center**

FLORIDA INTERNATIONAL UNIVERSITY



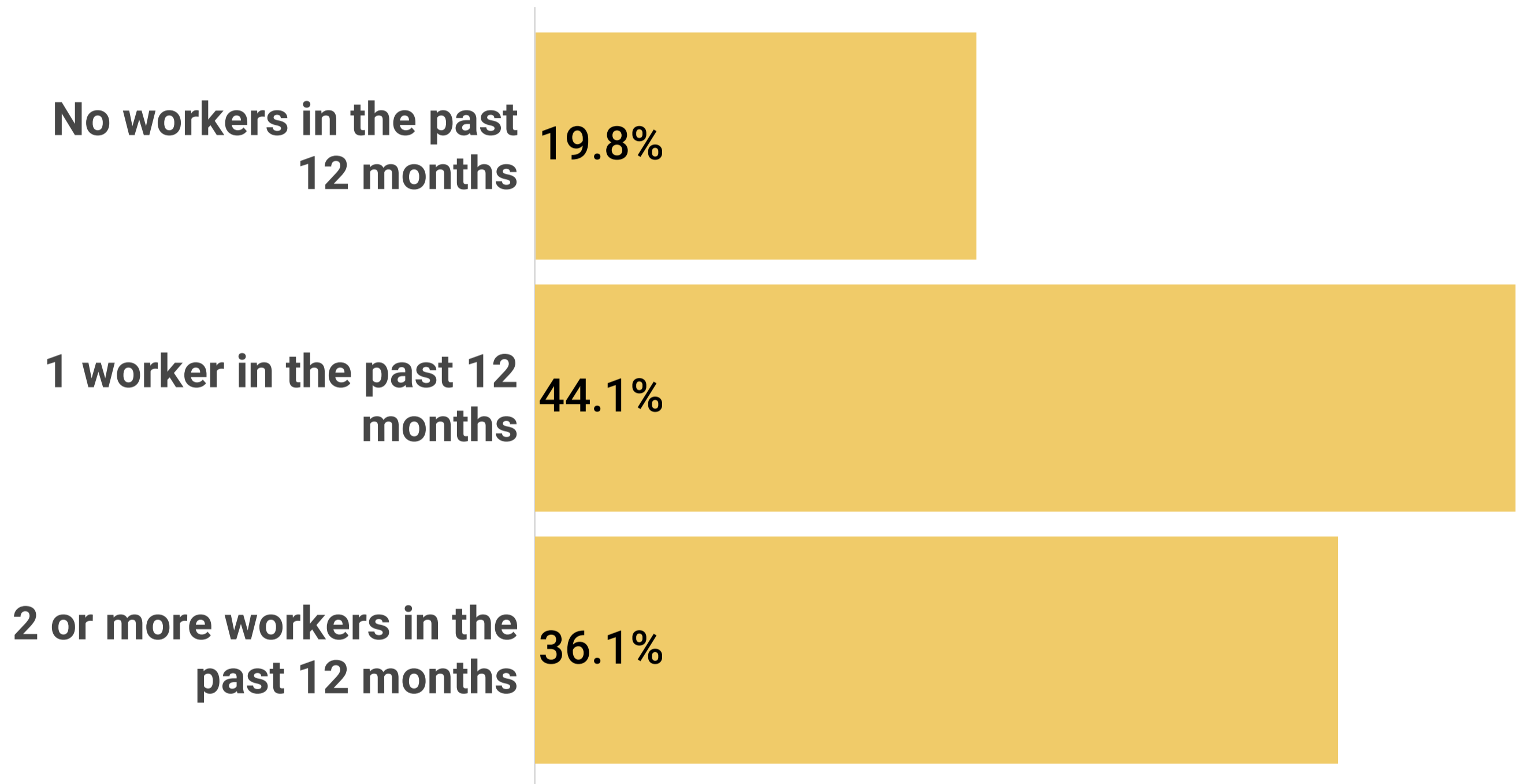
# SNAP Recipients by Householder's Race (2018):

● Black or African American ● Hispanic or Latino ● White alone



Source: U.S. Census Bureau 2018, American Community Survey 5-Year Estimates

# SNAP Recipients by Families Work Status (2018):



Source: U.S. Census Bureau 2018, American Community Survey 5-Year Estimates



**Jorge M. Pérez**  
**Metropolitan Center**

FLORIDA INTERNATIONAL UNIVERSITY



# 3

## Takeaways from SNAP Recipients in Miami-Dade County:

14.4% of adults in the Miami Metro  
Area live under food scarcity

1 in 4 households in Miami-Dade  
County rely on SNAP

Female run households are the single  
largest SNAP recipient



Jorge M. Pérez  
Metropolitan Center

FLORIDA INTERNATIONAL UNIVERSITY