



# TRAFFIC FATALITIES IN THE U.S.

FLORIDA HAD THE GREATEST INCREASE OF PEDESTRIAN FATALITIES IN THE U.S. (OVER 30% BETWEEN 2020 AND 2021). TRENDS ARE LIKELY TO CONTINUE.

1

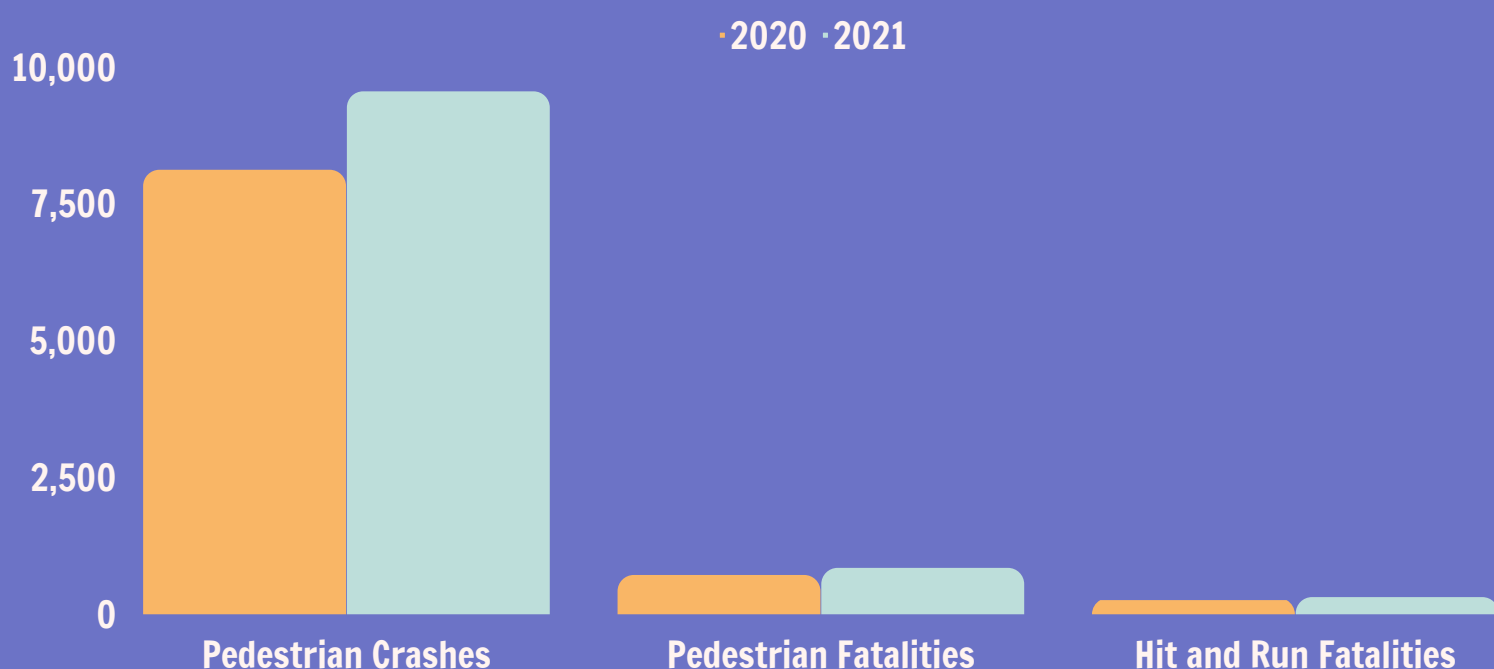
The top 3 states with the greatest number of traffic fatalities in the first half of 2021 were California, Florida, and Texas.

2

California had the highest pedestrian death incidence at 470 within the first half of 2021, followed by Florida at 444, and Texas at 375.

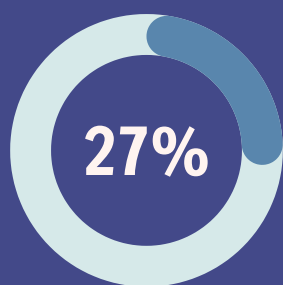
3

California, Florida, and Texas account for 27% of the U.S. population as reported by the 2020 U.S. Census and for 37% of all pedestrian deaths nationwide in the first half of 2021.

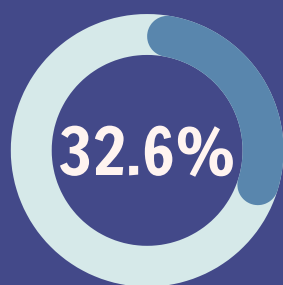


## PEDESTRIAN CRASHES: HOW SOUTH FLORIDA COMPARES TO THE REST OF THE STATE 2021

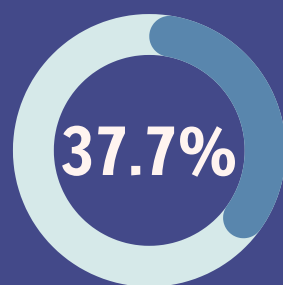
South Florida comprises of the state's three most populous counties (Miami-Dade, Broward, and Palm Beach) and accounts for 29.1% of Florida's total population.



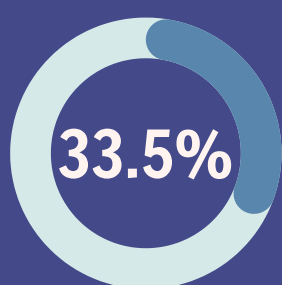
OF FLORIDA'S TOTAL 844 PEDESTRIAN FATALITIES



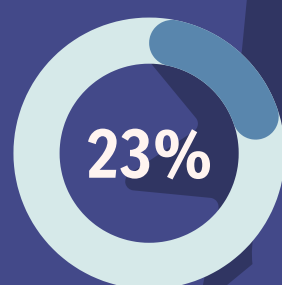
OF 9,549 TOTAL PEDESTRIAN CRASHES THROUGHOUT FLORIDA



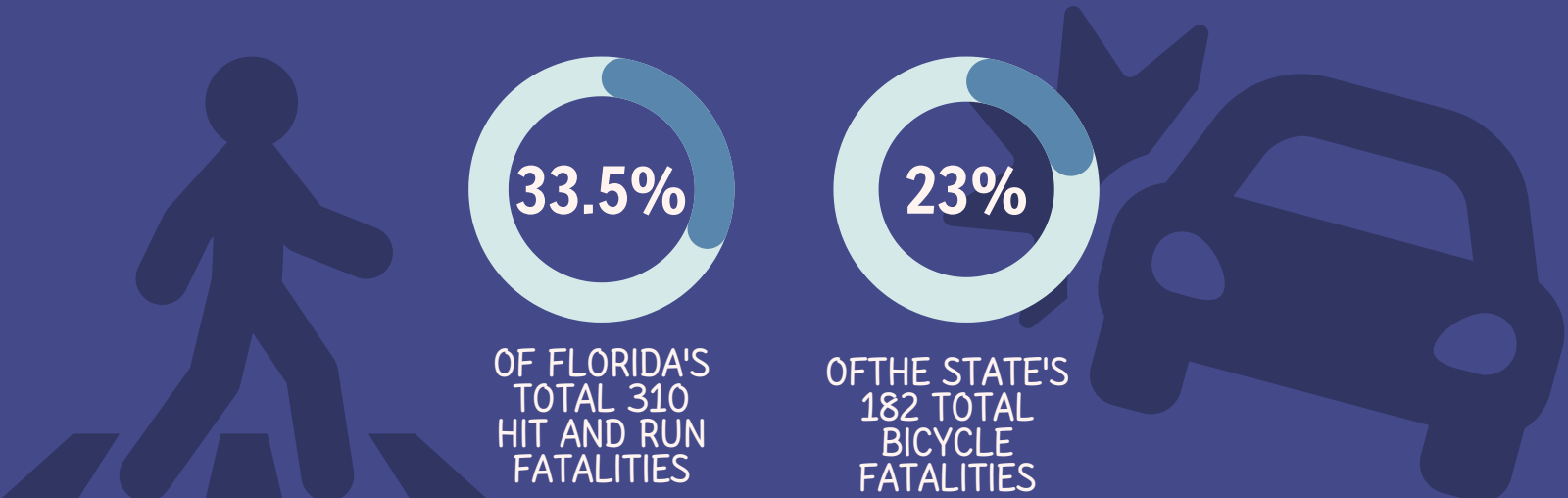
OF THE STATE'S TOTAL OF 109,516 HIT AND RUN CRASHES



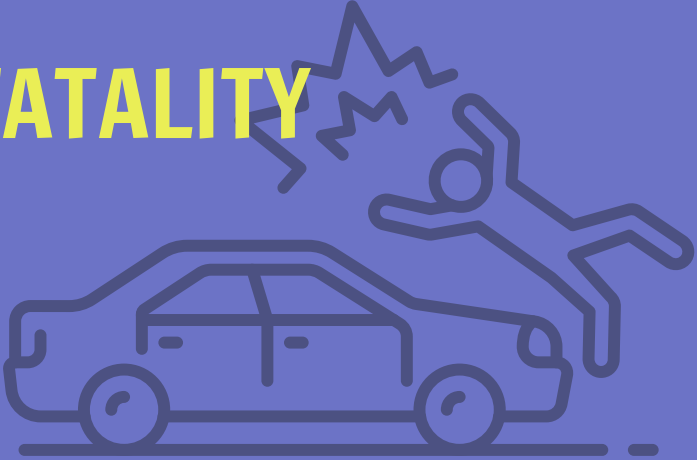
OF FLORIDA'S TOTAL 310 HIT AND RUN FATALITIES



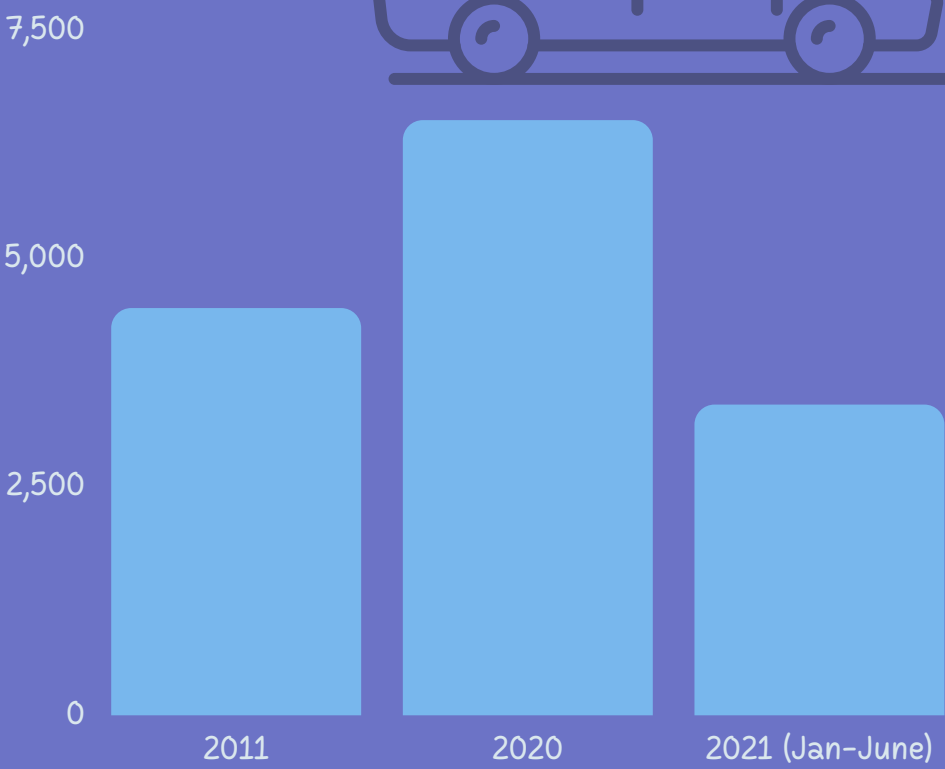
OF THE STATE'S 182 TOTAL BICYCLE FATALITIES



# PEDESTRIAN TRAFFIC FATALITY RATES AT A GLANCE



GHSA DATA HAS BEEN SLIGHTLY ADJUSTED TO NOT ONLY ACCOUNT FOR HISTORICAL UNDERREPORTING, BUT ALSO BECAUSE 2020 WAS AN ANOMALOUS YEAR DUE TO COVID-19 SHUTDOWNS AND TRAVEL RESTRICTIONS.



States (Top 3 in pedestrian fatalities)	2019 Final	2020 Final	2021 preliminary	% Change 2020-2021
California	460	463	470	1.51%
Florida	385	339	444	30.97%
Texas	309	333	375	12.61%

Source: Governors Highway Association (GHSA)

## SAFE SYSTEM APPROACH




### Post-crash Care

Investing in National Emergency Medical Services Information System (NEMSIS) reporting in underserved areas of the state.

### Safe Vehicles

Educating drivers about more sophisticated vehicle technology will optimize function of improving safety features.




### Safe Speeds

Speed enforcement and analyzation of where most speed infractions take place would help with the development of speed management programs.

### Safe Roads

Promotion of joint enforcement/ engineering training and educating the public about innovative road safety features and how they work.



### Safe Road Users

Avoid unsafe driving behaviors, such as driving impaired, drowsy, and/or distracted.